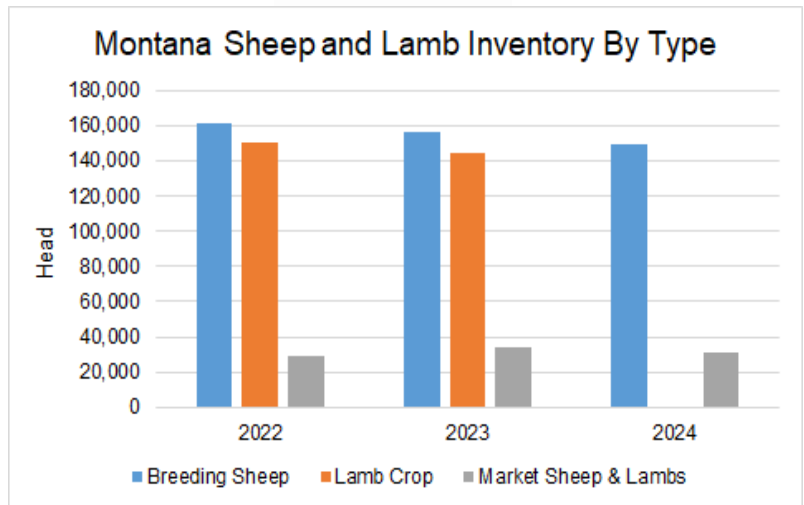
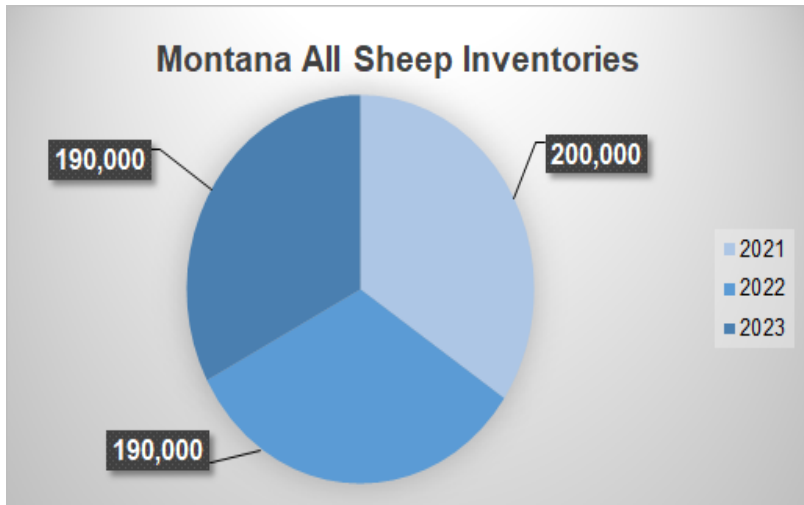


Montana Sheep Production


The data provided by Montana ranchers for NASS surveys lets us know what is happening in livestock production in Montana - from inventory and lamb crop to feed and wool production. NASS data help expand access to resources for Montana producers to make business decisions and to diversify into new markets.

Montana’s January 1, 2024 inventory, at 190,000 head was down 10,000 head from the 2023



1,118

The number of agricultural operations in Montana who reported an inventory of sheep and lambs in 2022.



There were 24,266 agricultural operations total in Montana, according to the 2022 Census of Agriculture.

Stillwater




The top sheep inventory county in Montana on January 1, 2024 with 34,500 head of sheep.

\$2,760,000

The value of wool production in Montana in 2023.

1,380,000 pounds of wool were produced in Montana in 2023. Value was down 12% and production was down 1%.



55 to 64 Age Group

The age group with the largest number of sheep producers in Montana according to the 2022 Census of Agriculture.

The next largest age group is 65-74.



\$7.90

The average annual cash rent for an acre of pasture in Montana in 2023.

The average annual cash rent rose \$0.10 over the 2022 average of \$7.80.