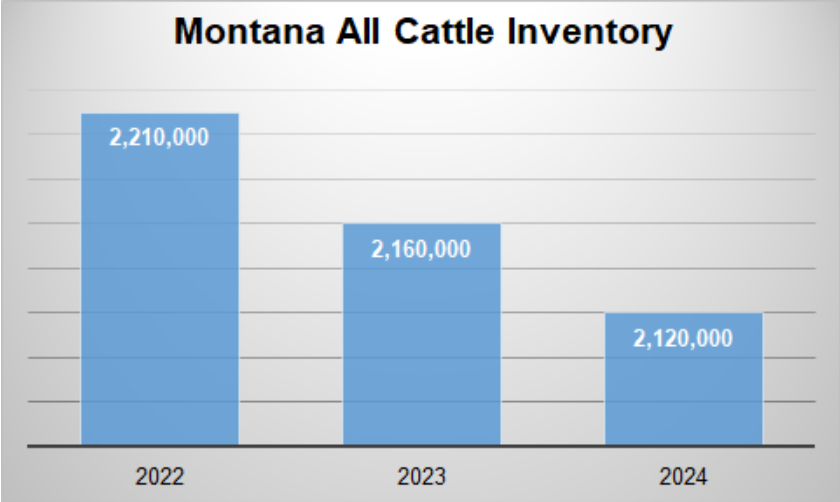


## Montana Cattle Production

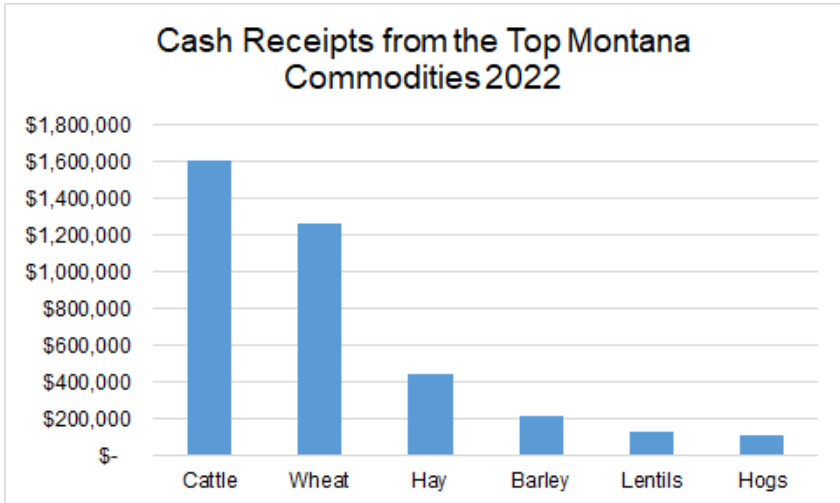
The data provided by Montana ranchers for NASS surveys lets us know what is happening in livestock production in Montana - from inventory and calf crop to feed and grazing fees. NASS data help expand access to resources for Montana producers to make business decisions and to diversify into new markets.

**Montana's 2024 cattle inventory, at 2,120,000 head is down 40,000 head from 2023.**



Death losses in 2023 for cattle, at 29,000 head, is up 3,000 head from 2022, while the death loss for calves increased to 66,000 head in 2023 from 2022's 62,000 head.

**Cattle ranked #1 in Montana's cash receipts by commodity in 2022.**



Data Source: ers.usda.gov as of 2/7/24

**Cattle receipts have been the high est-ranking commodity in Montana since 2013.**

In 2022, \$350.6 million or 28% more than wheat receipts, the next highest commodity.

**35,900,000**

**The number of pounds of commercially produced red meat in Montana in 2023.**



**2,500 cattle were slaughtered on farm in 2023.**

Commercially slaughtered red meat was up 32% from 2022 while on-farm slaughter of cattle increased 500 head from 2022.


## Beaverhead



**The top cattle inventory county in Montana on January 1, 2023 with 105,000 head of cattle.**

**1,250,000**

**The number of calves born in 2023 in Montana.**



Montana's calf crop decreased 20,000 head from a year ago.

**Montana Alfalfa Hay production ranked #3 in the nation at 3,465,000 tons in 2023.**



Idaho is the top ranked state, at 4,500,000 tons.

**Montana All Hay production ranked #5 in the nation at 5,303,000 tons in 2023.**

The top ranked state is Texas at 8,748,000 tons.



**\$27.50**

**Montana Grazing fees annual average rate per animal unit.**

Ranchers paid an average \$28.50 per cow-calf pair per month, up \$.50 from the previous year. the per head rate was \$27.00 per head per month in 2023, up \$.50 from 2022.