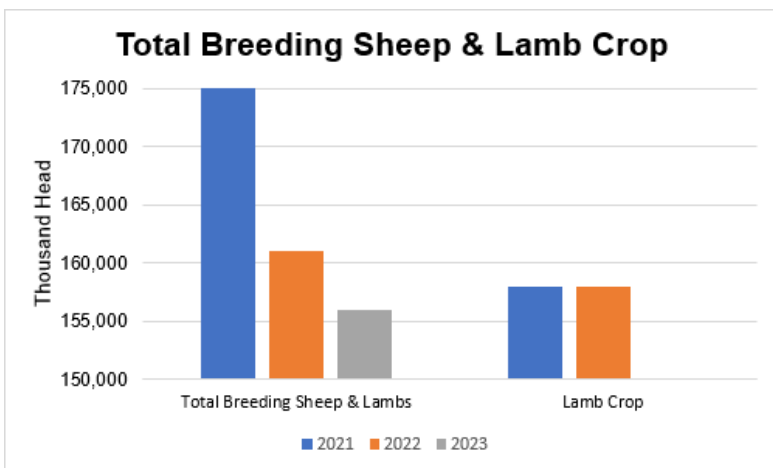



Montana Sheep Production

The data provided by Montana ranchers for NASS surveys lets us know what is happening in livestock production in Montana - from inventory and lamb crop to feed and wool production. NASS data help expand access to resources for Montana producers to make business decisions and to diversify into new markets.


Montana's January 1, 2023 inventory was unchanged from the 2022 inventory of 190,000 total head.



2023 estimates for lamb crop will not be available until January of 2024.

1,383

The number of agricultural operations in Montana who reported an inventory of sheep and lambs in 2017.



There were 27,048 agricultural operations total in Montana, according to the 2017 Census of Agriculture.

Carter




The top sheep inventory county in Montana on January 1, 2023 with 18,000 head of sheep.

Unchanged from January 1, 2022.

\$3,150,000

The value of wool production in Montana in 2022.

1,400,000 pounds of wool were produced in Montana in 2022. Value was down 4% and production was down 6%.



55 to 64 Age Group

The age group with the largest number of sheep producers in Montana according to the 2017 Census of Agriculture.

The next largest age group is 65-74.



\$7.80

The average annual cash rent for an acre of pasture in Montana in 2022.

The average annual cash rent rose \$0.60 over the 2021 average of \$7.20.