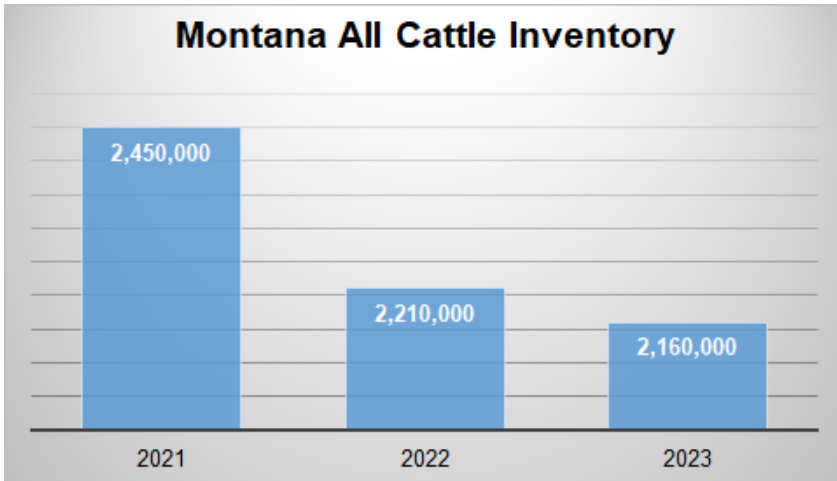




## Montana Cattle Production

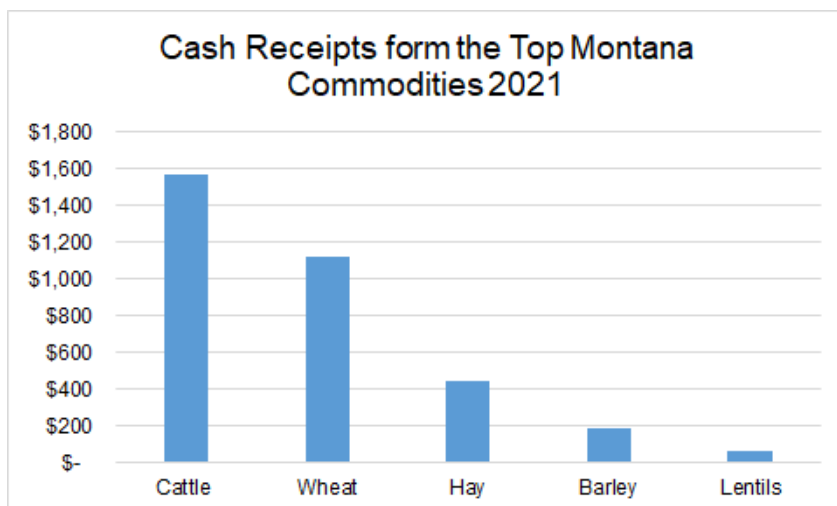
The data provided by Montana ranchers for NASS surveys lets us know what is happening in livestock production in Montana - from inventory and calf crop to feed and grazing fees. NASS data help expand access to resources for Montana producers to make business decisions and to diversify into new markets.

**Montana's 2023 cattle inventory, at 2,160,000 head is down 50,000 head from 2022.**



Death losses in 2022 for cattle, at 26,000 head, was unchanged from 2021, while the death loss for calves increased to 62,000 head in 2022 from 2021's 61,000 head.

**Cattle ranked #1 in Montana's cash receipts by commodity in 2021.**



Data Source: ers.usda.gov as of 2/7/23

**Cattle receipts have been the highest ranking commodity in Montana since 2013.**

In 2021, \$442,027 or 40% more than wheat receipts, the next highest commodity.

**52,452,000**

**The number of pounds of commercially produced red meat in Montana in 2022.**



**2,000 cattle were slaughtered on farm in 2021.**

Commercially slaughtered red meat was up 6% from 2021 while on-farm slaughter of cattle was unchanged from 2021.


## Beaverhead



**The top cattle inventory county in Montana on January 1, 2023 with 105,000 head of cattle.**

**1,270,000**

**The number of calves born in 2022 in Montana.**



Montana's calf crop decreased 40,000 head from a year ago.

**Montana Alfalfa Hay production ranked #3 in the nation at 2,870,000 tons in 2022.**



Texas is the top ranked state, at 6,528,000 tons.

**Montana All Hay production ranked #9 in the nation at 4,116,000 tons in 2022.**

The top ranked state is Texas at 6,150,000 tons.

**\$26.50**



**Montana Grazing fees annual average rate per animal unit.**

Ranchers paid an average \$28.00 per cow-calf pair per month, unchanged from the previous year, and \$26.50 per head per month in 2022, up \$.50 from 2021.