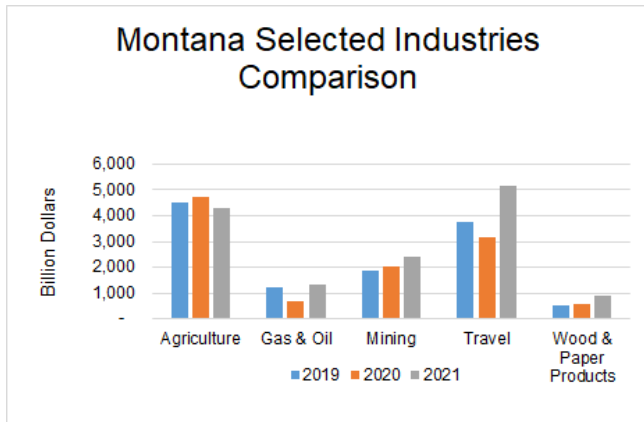


## Agriculture in Montana

The data provided by Montana producers for NASS surveys lets us know what is produced in Montana - from corn and wheat to cattle and sheep. NASS data help expand access to resources for Montana farmers and ranchers to make business decisions and to diversify into new markets.

### Agriculture is consistently Montana's leading industry with a \$4.3 billion impact in 2021.

\$45.3 million greater than the next leading industry, travel.



**2,331,927,000**

### The value of crop production in Montana in 2021.


Up 4% from 2020.



Data Source: ers.usda.gov as of 2/7/23

**\$1,844,927,000**

### The value of livestock production in Montana in 2021.



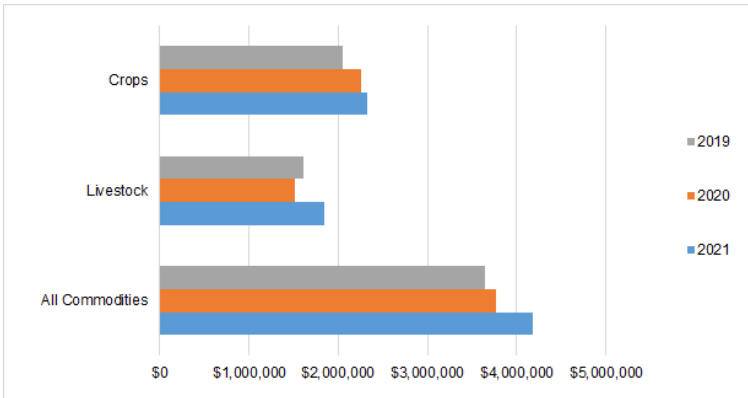
Up 22% from 2020.

Data Source: ers.usda.gov as of 2/7/23

### Total cash receipts from the sale of principal products increased in 2021 to \$4.18 billion.

Cash receipts were 11% higher than 2020.

#### Montana Cash Receipts from Sales of Principal Products



Data Source: ers.usda.gov as of 2/7/23

## Chouteau

### The top ranking county in Montana for winter wheat production in 2022.

Chouteau county produced 11,358,000 bushels of winter wheat, that is 62 percent more than the next largest county, Hill.



## Beaverhead

### Remains the top ranking county in Montana for all cattle inventory on January 1, 2023.

With 105,000 head of cattle, Beaverhead had 5,000 more head of cattle than the next largest cattle county, Fergus.



**27,100**

### The number of Montana farms and ranches in 2022.



This includes all farms and ranches with \$1,000 or more in annual sales (or normally would) of agricultural products each year.

### Montana Cash Rents by Land Type in Dollars per Acre

