

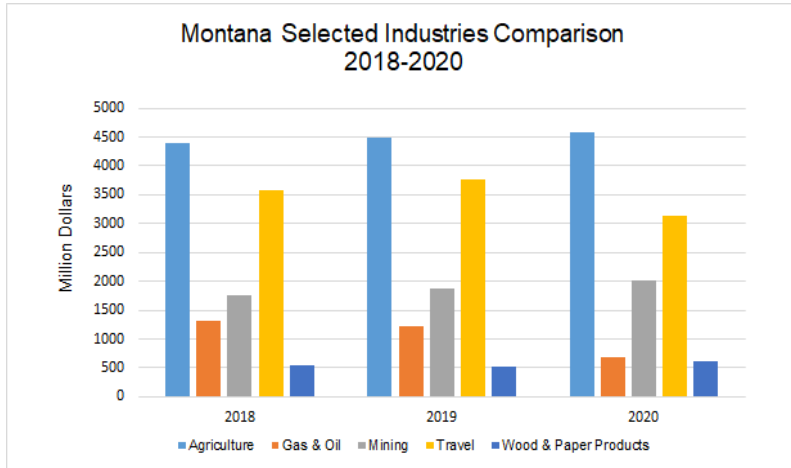
## Agriculture in Montana

The data provided by Montana producers for NASS surveys lets us know what is produced in Montana - from corn and wheat to cattle and sheep. NASS data help expand access to resources for Montana farmers and ranchers to make business decisions and to diversify into new markets.

### Agriculture is consistently Montana's leading industry with a \$4.6 billion impact in 2020.

\$145.3 million greater than the next leading industry, travel.

#### Selected Montana Industries Revenue



**\$2,184,822,000**


### The value of crop production in Montana in 2020.

Up 8% from 2019.



**\$1,515,656,000**

### The value of livestock production in Montana in 2020.

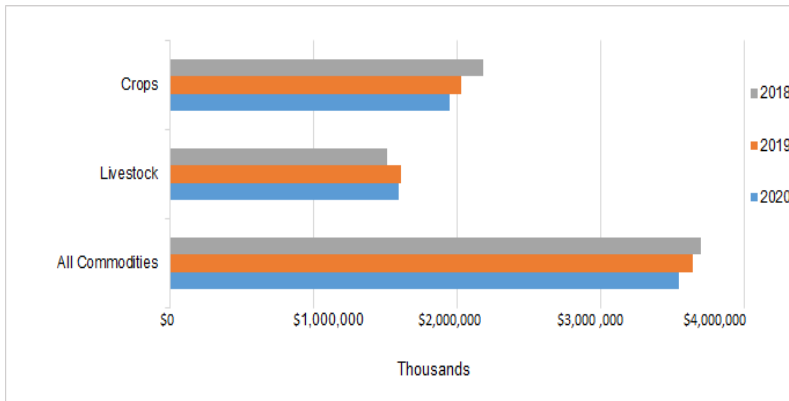


Down 6% from 2019.

### Total cash receipts from the sale of principal products increased in 2020 to \$3.7 billion.

Cash receipts were 2% higher than 2019.

#### Cash Receipts from Sales of Principal Products



## Chouteau

### The top ranking county in Montana for winter wheat production in 2021.

Chouteau county produced 14,410,000 bushels of winter wheat in 2021, that is 120 percent more than the next largest county, Hill.



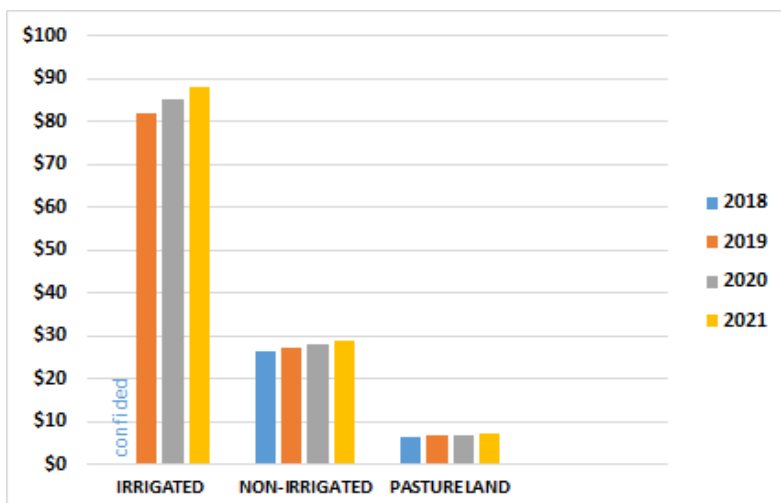
## Beaverhead

### Remains the top ranking county in Montana for all cattle inventory on January 1, 2022.

With 110,000 head of cattle, Beaverhead had 5,000 more head of cattle than the next largest cattle county, Fergus.



### Montana Cash Rents by Land Type in Dollars per Acre



**27,100**

### The number of Montana farms and ranches in 2021.



This includes all farms and ranches with \$1,000 or more in annual sales (or normally would) of agricultural products each year.