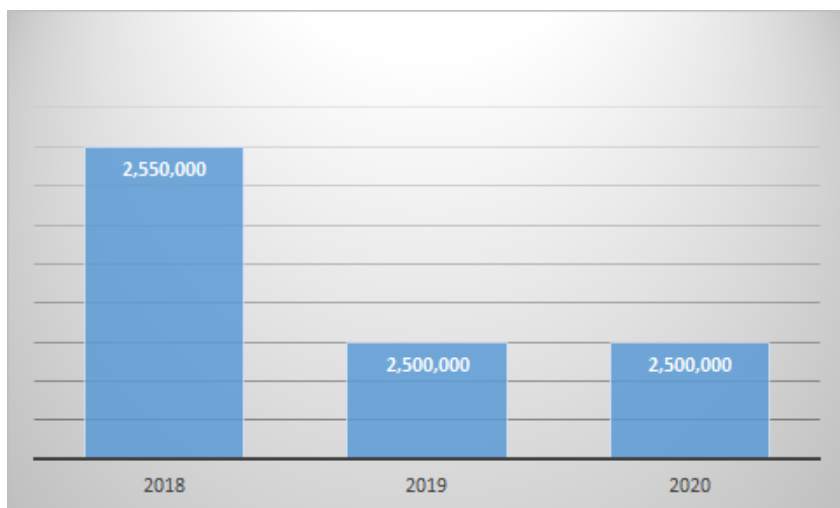


Montana Cattle Production

The data provided by Montana ranchers for NASS surveys lets us know what is happening in livestock production in Montana - from inventory and calf crop to feed and grazing fees. NASS data help expand access to resources for Montana producers to make business decisions and to diversify into new markets.

Montana's 2020 cattle inventory, at 2,500,500 head remains unchanged from 2019.

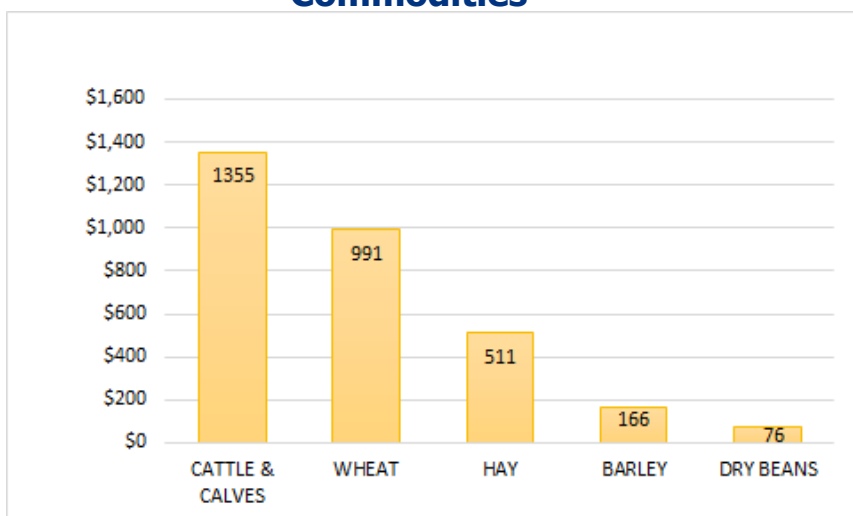
Montana All Cattle Inventory



Death losses for both Cattle and Calves remained the same as 2019. Those losses were 30,000 head for cattle and 70,000 head for calves.

Cattle ranked #1 in Montana's cash receipts by commodity in 2019.

Cash Receipts from the Top Montana Commodities



Cattle receipts have been the highest ranking commodity in Montana for the past 3 years.

\$363,910,000 or 37% more than wheat receipts, the next highest commodity.

29,198,000

The number of pounds of commercially produced red meat in Montana in 2019.



3,500 cattle were slaughtered on farm in 2019.

Commercially slaughtered red meat was down 1 % from 2018 while on-farm slaughter of cattle remained the same.


Beaverhead County



The top cattle producing county in Montana in 2020 with 125,000 head of cattle.

1,390,000

The number of calves born in 2020 in Montana.



Montana's calf crop decreased 20,000 head from a year ago.

Alfalfa ranked #2 in the nation at 4,180,000 tons in 2020.



Just 8% below the top ranked state, Idaho at 4,545,000 tons.

Hay ranked #4 in the nation at 5,908,000 tons in 2020.

The top ranking state is Texas, 38% above Montana at 9,604,000 tons.



\$24.50

Montana Grazing fees annual average rate per animal unit.

All private grazing rates were steady from 2018. Ranchers paid an average \$26.00 per cow-calf pair per month and \$24.50 per head per month in 2019.