

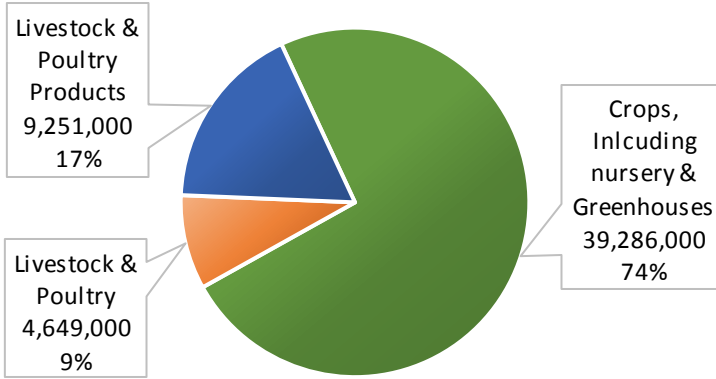
## Montana Certified Organic Production

The 2017 Certified Organic Survey gives us insight into what organic agricultural production is in Montana - from cheese and hay to fruit and cattle. Data provided by organic producers helps expand access to resources for farmers and ranchers to make decisions and to diversify into markets.

### Montana's value of Certified Organic sales was \$53.2 million in 2016.

\$39.3 million or 74% of Certified Organic sales came from crops.


#### 2016 Value of Sales for Certified Organically Produced Commodities



## \$3,744,210


### The value of sales of Certified Organic cattle in Montana in 2016.

3,184 head of organic cattle were sold.



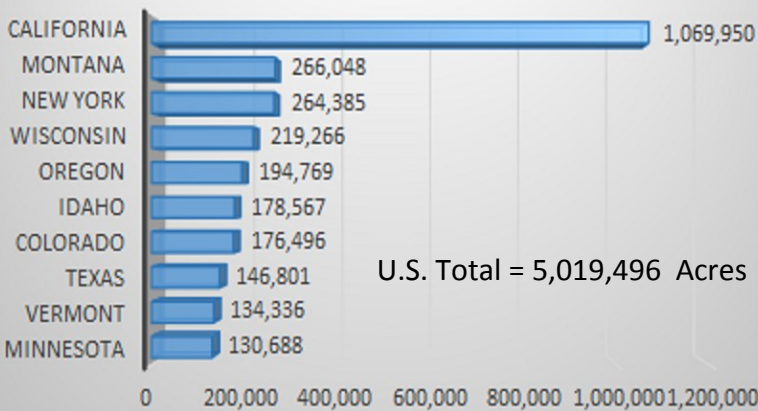
## 208,527

### The number of Certified Organic cropland in Montana in 2016.



There were 149 farms producing Certified Organic crops in Montana.

### Top 10 States in Certified Organic Acres, 2016




### Montana ranked # 2 in the U.S. for total Certified Organic acres in 2016.

266,048 acres of Certified Organic land operated by 156 operations.

## 2,226,405

### The number of bushels of Certified Organic wheat harvested in Montana in 2016.



Harvested off 92,842 acres of organic cropland.

## Less than 10 years

### The most common length of time involved in agricultural production for Montana's Certified Organic farms in 2016.



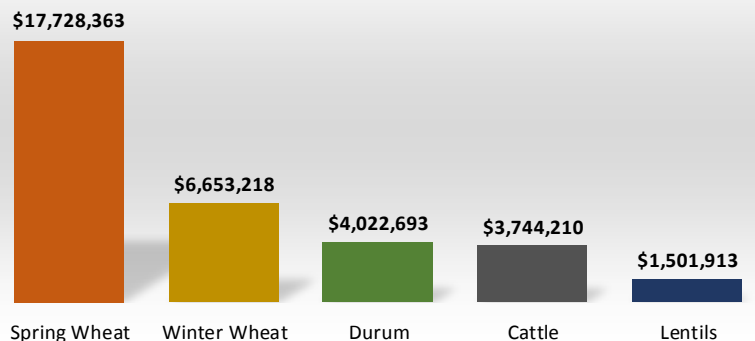
22% have been in agricultural production for 10 to 19 years.

## \$33,650,397

### The total value of sales from the top 5 selling Certified Organic Commodities in Montana in 2015.

63% of 2016's value of sales of Certified Organic came from these five categories.

#### Top Five Value of Sales of Certified Organic Commodities in Montana, 2015



[www.agcensus.usda.gov](http://www.agcensus.usda.gov)

U.S. Department of Agriculture  
National Agricultural Statistics Service

USDA CENSUS OF AGRICULTURE