



United States Department of Agriculture  
National Agricultural Statistics Service



Louisiana Rice and Grain Stocks

Released: March 31, 2023

Delta Region – Louisiana Field Office

5825 Florida Blvd., Suite 1179, Baton Rouge, LA 70806  
(225) 922-1362 · (855) 270-2705 FAX · [www.nass.usda.gov](http://www.nass.usda.gov)

Cooperating with the Louisiana Department of Agriculture and Forestry

This report contains the results from the **2023 March Agricultural, Rice Stocks, and Grain Stocks surveys**. These data are also posted on our web site at <https://www.nass.usda.gov/la> and in a more detailed report at <https://www.nass.usda.gov>. Thanks to all who responded to these surveys.

March 1 Rough Rice Stocks Up 2 Percent

Louisiana **rough rice** stocks in all positions on March 1, 2023, totaled 7.57 million hundredweight (cwt), up 2 percent from March 1, 2022. Stocks held on farms totaled 1.45 million hundredweight cwt, down 15 percent from last year. Off farm stocks totaled 6.12 million cwt, up 6 percent from last year.

Rice Stocks by Position - States and United States: March 1, 2022 and 2023

Class and State	On farms		Off farms <sup>1</sup>		Total all positions	
	2022	2023	2022	2023	2022	2023
<b>Rough rice</b>	(1,000 cwt)	(1,000 cwt)	(1,000 cwt)	(1,000 cwt)	(1,000 cwt)	(1,000 cwt)
Arkansas .....	9,800	7,300	39,032	36,654	48,832	43,954
California .....	1,595	1,065	23,760	15,949	25,355	17,014
<b>Louisiana</b> .....	1,700	1,450	5,751	6,115	7,451	7,565
Mississippi .....	1,000	900	1,168	901	2,168	1,801
Missouri .....	(D)	(D)	(D)	(D)	4,481	4,083
Texas .....	(D)	(D)	(D)	(D)	2,800	2,062
United States <sup>2</sup> .....	15,870	12,220	75,217	64,259	91,087	76,479
<b>Milled rice</b>			(1,000 cwt)	(1,000 cwt)	(1,000 cwt)	(1,000 cwt)
Arkansas .....	(X)	(X)	2,337	1,549	2,337	1,549
California .....	(X)	(X)	1,370	1,840	1,370	1,840
<b>Louisiana</b> .....	(X)	(X)	(D)	(D)	(D)	(D)
Mississippi .....	(X)	(X)	(D)	(D)	(D)	(D)
Missouri .....	(X)	(X)	(D)	(D)	(D)	(D)
Texas .....	(X)	(X)	572	320	572	320
United States <sup>2</sup> .....	(X)	(X)	5,086	4,360	5,086	4,360

(D) Withheld to avoid disclosing data for individual operations.

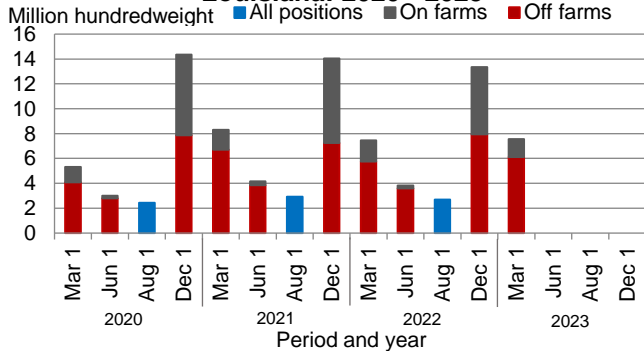
(X) Not applicable.

<sup>1</sup> Includes stocks at mills, elevators, warehouses, ports, and in transit.

<sup>2</sup> Includes State data withheld to avoid disclosure of individual operations.

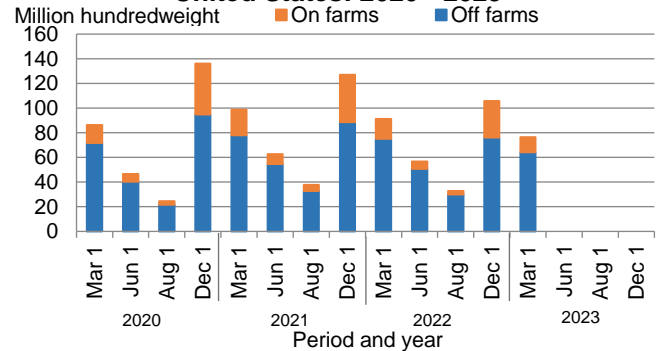
Rough Rice: Stocks by Position

Louisiana: 2020 - 2023



Rough Rice: Stocks by Position

United States: 2020 - 2023



## Grain Stocks - March 1, 2023

Louisiana **corn** stocks at off farm grain storage facilities on March 1, 2023, totaled 23.3 million bushels, down 32 percent from March 1, 2022. **Soybean** stocks at off farm storage facilities totaled 7.06 million bushels. **All wheat** stocks at off farm storage facilities totaled 2.83 million bushels, down 8 percent from last year.

### Grain Stocks by Position - Louisiana and United States: March 1, 2022 and 2023

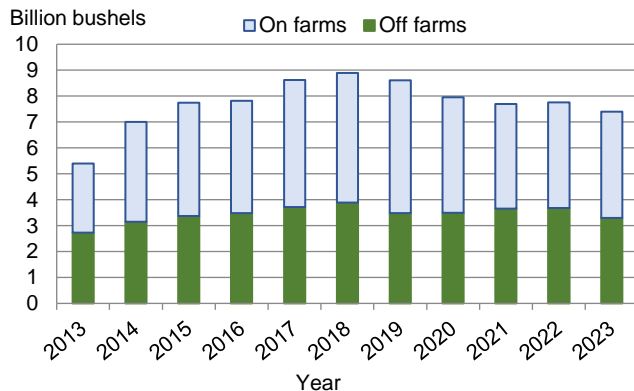
Crop	On farms		Off farms <sup>1</sup>		Total all positions	
	2022	2023	2022	2023	2022	2023
<b>Louisiana</b>	(1,000 bushels)	(1,000 bushels)	(1,000 bushels)	(1,000 bushels)	(1,000 bushels)	(1,000 bushels)
Corn .....	(D)	(D)	34,132	23,321	(D)	(D)
Oats .....	(NA)	(NA)	(D)	(D)	(D)	(D)
Sorghum .....	(NA)	(NA)	(D)	(D)	(D)	(D)
Soybeans .....	(D)	(D)	(D)	7,057	(D)	(D)
Wheat, all .....	(NA)	(NA)	3,084	2,827	3,084	2,827
<b>United States</b>	(1,000 bushels)	(1,000 bushels)	(1,000 bushels)	(1,000 bushels)	(1,000 bushels)	(1,000 bushels)
Corn .....	4,080,000	4,106,000	3,678,036	3,294,553	7,758,036	7,400,553
Oats .....	13,560	17,130	29,444	25,795	43,004	42,925
Sorghum .....	11,850	9,340	195,232	99,429	207,082	108,769
Soybeans .....	750,000	749,500	1,181,817	935,918	1,931,817	1,685,418
Wheat, all .....	174,410	227,485	854,758	718,533	1,029,168	946,018

(D) Withheld to avoid disclosing data for individual operations.

(NA) Not available.

<sup>1</sup> Includes stocks at mills, warehouses, terminals, and processors.

**Corn: Stocks by Position  
United States: March 1, 2013 - 2023**



**Soybean: Stocks by Position  
United States: March 1, 2013 - 2023**

