



United States Department of Agriculture
National Agricultural Statistics Service



Louisiana Prospective Plantings

Released: March 31, 2023

Delta Region – Louisiana Field Office

5825 Florida Blvd., Suite 1179, Baton Rouge, LA 70806
(225) 922-1362 · (855) 270-2705 FAX · www.nass.usda.gov

Cooperating with the Louisiana Department of Agriculture and Forestry

This report contains the results from the **2023 March Agricultural Survey**. These data are also posted on our web site at <https://www.nass.usda.gov/la> and in a more detailed report at <https://www.nass.usda.gov>. Thanks to all who responded to this survey.

- Corn Acreage Up 13 Percent**
- Cotton Acreage Down 33 Percent**
- Rice Acreage Up 6 Percent**
- Soybean Acreage Down 7 Percent**

Louisiana **corn** producers intend to plant 510,000 acres, up 13 percent from the 450,000 acres planted in 2022.

Upland cotton acreage intentions are at 130,000 acres, down 33 percent from the 195,000 acres planted last year.

All hay acres expected to be harvested in Louisiana are estimated at 410,000 acres, up 20,000 acres from 2022.

All rice intended planted acres for 2023 are estimated at 450,000 acres, up 6 percent from the 425,000 acres planted in 2022. Long grain rice acres are up 20,000 acres from last year, and medium grain acres are up 5,000 acres from a year ago.

Soybean producers intend to plant 1.17 million acres in 2023, down 7 percent from last year.

The first **sugarcane** harvested acreage estimate for 2023 will be available on **June 30, 2023**.

Principal Crops: Area Planted and Harvested - Louisiana and United States: 2022 and 2023

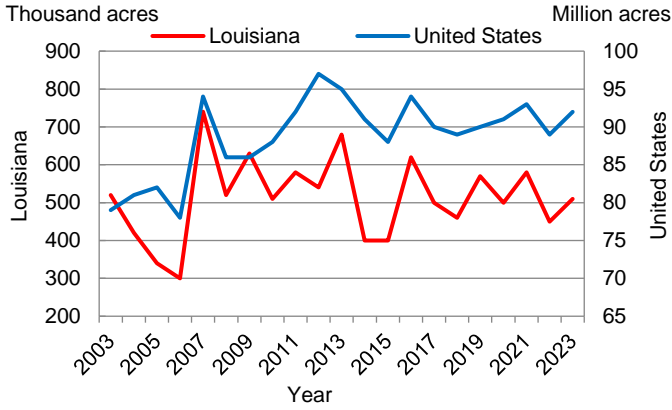
Crop	Louisiana			United States		
	2022	2023 ¹	Percent of previous year	2022	2023 ¹	Percent of previous year
	(1,000 acres)	(1,000 acres)	(percent)	(1,000 acres)	(1,000 acres)	(percent)
Corn	450.0	510.0	113	88,579.0	91,996.0	104
Cotton, upland	195.0	130.0	67	13,580.0	11,102.0	82
Hay, all ²	390.0	410.0	105	49,546.0	50,645.0	102
Rice, all	425.0	450.0	106	2,222.0	2,583.0	116
Long Grain	370.0	390.0	105	1,802.0	1,957.0	109
Medium Grain	55.0	60.0	109	390.0	593.0	152
Soybeans	1,260.0	1,170.0	93	87,450.0	87,505.0	100

¹ Intended plantings in 2023 as indicated by reports from producers.

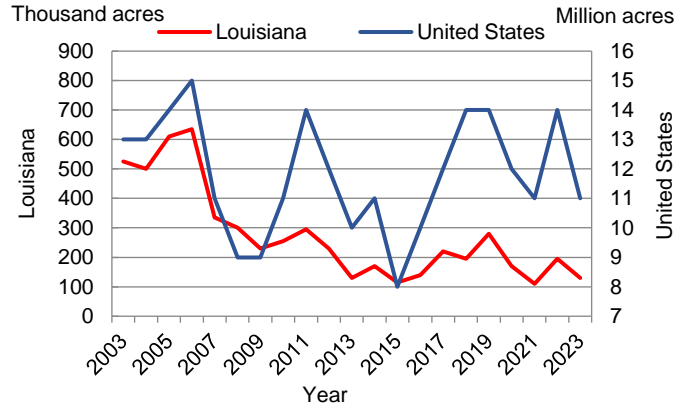
² Intended area for harvest in 2023 as indicated by reports from producers.



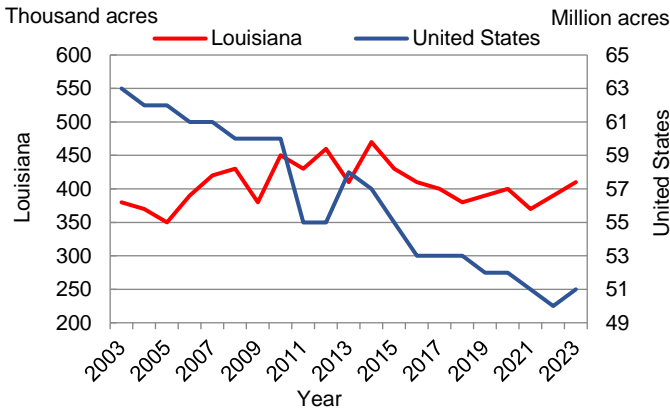
Corn: Area Planted - Louisiana and United States: 2003 - 2023



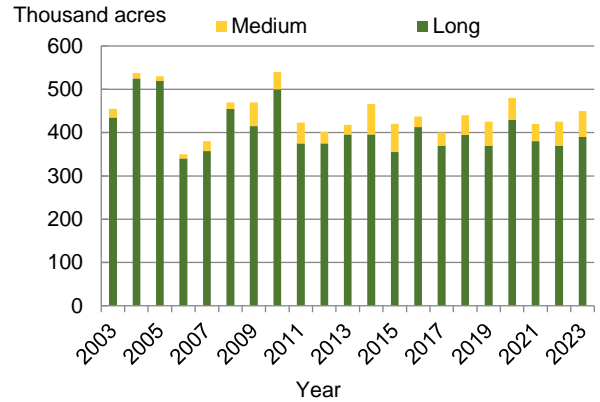
Upland Cotton: Area Planted - Louisiana and United States: 2003 - 2023



All Hay: Area Harvested - Louisiana and United States: 2003 - 2023



Rice: Area Planted - Louisiana 2003 - 2023



Soybean: Area Planted - Louisiana and United States: 2003 - 2023

