



United States Department of Agriculture  
National Agricultural Statistics Service



Louisiana Crop Production

Released: August 11, 2023

Delta Region – Louisiana Field Office

5825 Florida Blvd., Suite 1179, Baton Rouge, LA 70806  
(225) 922-1362 · (855) 270-2705 FAX · [www.nass.usda.gov](http://www.nass.usda.gov)

Cooperating with the Louisiana Department of Agriculture and Forestry

This report contains the results from the **2023 August Ag Yield Survey**. These data are also posted on our web site at <https://www.nass.usda.gov/la> and in a more detailed report at <https://www.nass.usda.gov>. Thanks to all who responded to this survey.

- Corn Yield Down but Production Up from 2022**
- Cotton Yield Up but Production Down from 2022**
- Rice Yield and Production Up from 2022**
- Soybean Yield Up but Production Down from 2022**
- Sugarcane Yield and Production Down from 2022**

Louisiana **corn** for grain production is forecast at 95.5 million bushels, up 29 percent from 2022. Based on conditions as of August 1, yield is expected to average 169 bushels per acre, down 1 bushel from last year. Producers expect to harvest 565,000 acres of corn for grain, up 130,000 acres from 2022.

**Upland cotton** production is forecast at 250,000 bales, down 30 percent, or 108,000 bales below last year. Based on conditions as of August 1, yield is expected to average 960 pounds per harvested acre, up 56 pounds from 2022. Producers expect to harvest 125,000 acres of cotton, down 65,000 acres from 2022.

**Hay** production, excluding alfalfa, is forecast at 800,000 tons, down 15 percent from 2022. Based on conditions as of August 1, yield is expected to average 2.00 tons per acre, down 0.40 ton from last year. Producers expect to harvest 400,000 acres of hay, excluding alfalfa, up 10,000 acres from 2022.

**All rice** production for the state is forecast at 30.6 million hundredweight, up 11 percent from last year's production of 27.6 million hundredweight. Based on conditions as of August 1, the all rice yield for 2023 is forecast at 6,750 pounds per acre, up 90 pounds from last year. Producers expect to harvest 453,000 acres of rice, up 38,000 acres from 2022.

**Soybean** production in 2023 is forecast at 53.4 million bushels, down 6 percent from last year. Based on conditions as of August 1, yield is expected to average 49 bushels per acre, up 2 bushels from last year. Area for harvest, at 1.09 million acres, is down 120,000 acres from 2022.

**Sugarcane** production is forecast at 16.0 million net tons, down slightly from a year ago. Based on conditions as of August 1, yield is forecast at 31.4 net tons per acre, down 0.90 net ton from last year. Area harvested for sugar and seed totaled 510,000 acres, up 12,900 acres from 2022.

**Area Harvested, Yield, and Production - Louisiana and United States: 2022 and Forecasted August 1, 2023**

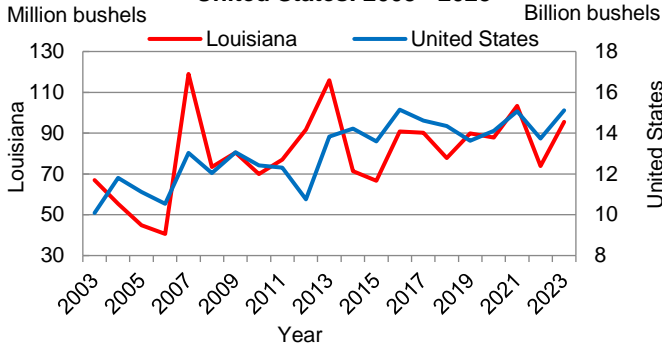
Crop	Unit	Area harvested		Yield		Production	
		2022	2023	2022	2023	2022	2023
<b>Louisiana</b>		(1,000 acres)	(1,000 acres)	(per acre)	(per acre)	(1,000 units)	(1,000 units)
Corn, for grain .....	bushels	435.0	565.0	170.00	169.00	73,950	95,485
Cotton, upland .....	1	190.0	125.0	904.00	960.00	358	250
Hay, excluding alfalfa .....	tons	390.0	400.0	2.40	2.00	936	800
Rice, all .....	2	415.0	453.0	6,660.00	6,750.00	27,649	30,578
Soybeans, for beans .....	bushels	1,210.0	1,090.0	47.00	49.00	56,870	53,410
Sugarcane (sugar/seed) .....	net tons	497.1	510.0	32.30	31.40	16,035	16,014
<b>United States</b>		(1,000 acres)	(1,000 acres)	(per acre)	(per acre)	(1,000 units)	(1,000 units)
Corn, for grain .....	bushels	79,207.0	86,322.0	173.30	175.10	13,729,719	15,110,787
Cotton, upland .....	1	7,131.5	8,517.8	942.00	773.00	13,998	13,724
Hay, excluding alfalfa .....	tons	34,633.0	36,318.0	1.87	1.92	64,843	69,894
Rice, all .....	2	2,172.0	2,645.0	7,383.00	7,699.00	160,368	203,640
Soybeans, for beans .....	bushels	86,336.0	82,696.0	49.50	50.90	4,276,123	4,205,450
Sugarcane (sugar/seed) .....	net tons	930.2	927.0	37.30	37.70	34,671	34,922

<sup>1</sup> Cotton yield in pounds per acre, production in 480 pound bales.

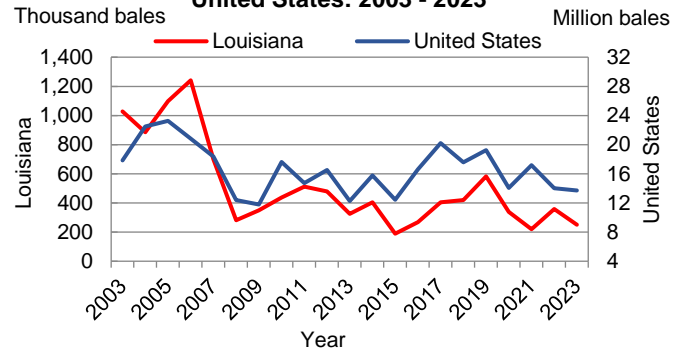
<sup>2</sup> Rice yield in pounds per acre, production in hundredweight (cwt).



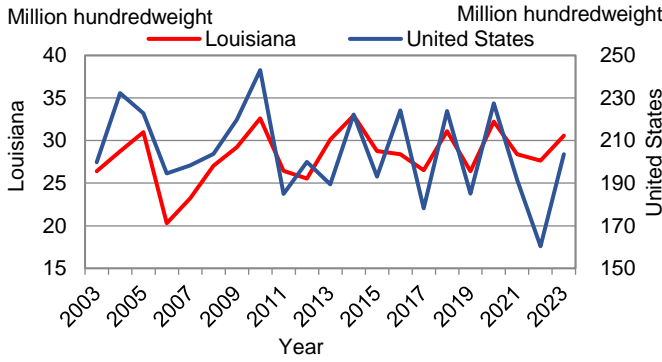
**Corn: Production - Louisiana and United States: 2003 - 2023**



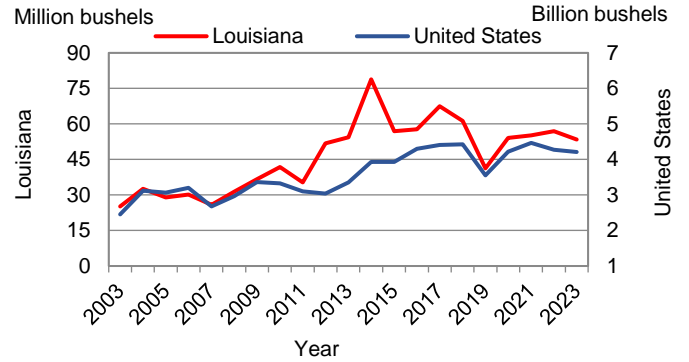
**Upland Cotton: Production - Louisiana and United States: 2003 - 2023**



**All Rice: Production - Louisiana and United States: 2003 - 2023**



**Soybean: Production - Louisiana and United States: 2003 - 2023**



**Sugarcane: Production - Louisiana and United States: 2003 - 2023**

