



United States Department of Agriculture
National Agricultural Statistics Service



Louisiana Acreage

Released: June 30, 2023

Delta Region – Louisiana Field Office

5825 Florida Blvd., Suite 1179, Baton Rouge, LA 70806
(225) 922-1362 · (855) 270-2705 FAX · www.nass.usda.gov

Cooperating with the Louisiana Department of Agriculture and Forestry

This report contains the results from the **2023 June Agricultural surveys**. These data are also posted on our web site at <https://www.nass.usda.gov/la> and in a more detailed report at <https://www.nass.usda.gov>. Thanks to all who responded to these surveys.

Corn Planted Acreage Up 29 Percent from 2022

Cotton Planted Acreage Down 33 Percent

Rice Planted Acreage Up 8 Percent

Soybean Planted Acreage Down 11 Percent

Louisiana **corn** planted area for all purpose is estimated at 580,000 acres, up 130,000 acres from a year ago and up 70,000 acres from March planting intentions.

Upland cotton planted acres is estimated at 130,000, down 65,000 acres from a year ago, but unchanged from March planting intentions.

All hay expected to be harvested is estimated at 400,000 acres, up 10,000 acres from a year ago but down 10,000 acres from March intentions.

All rice planted area for 2023 is estimated at 460,000 acres, up 35,000 acres from a year ago and up 10,000 acres from March planting intentions. Breakout is 400,000 acres for long grain and 60,000 acres for medium grain.

Soybean planted area is estimated at 1.12 million acres, down 140,000 acres from a year ago and down 50,000 acres from March planting intentions.

Sugarcane for sugar and seed harvested acres is estimated at 505,000 acres, up 7,900 acres from a year ago.

Area Planted and Harvested - Louisiana and United States: 2022 and 2023

Crop	Area planted			Area harvested		
	2022	2023	Percent of previous year	2022	2023 ¹	Percent of previous year
Louisiana	(1,000 acres)	(1,000 acres)	(percent)	(1,000 acres)	(1,000 acres)	(percent)
Corn	450.0	580.0	129	435.0	565.0	130
Cotton, upland ²	195.0	130.0	67	190.0		
Hay, all ³	(NA)	(NA)	(NA)	390.0	400.0	103
Rice, all	425.0	460.0	108	415.0	453.0	109
Long grain	370.0	400.0	108	366.0	395.0	108
Medium grain	55.0	60.0	109	49.0	58.0	118
Soybeans	1,260.0	1,120.0	89	1,210.0	1,090.0	90
Sugarcane (sugar and seed) ³	(NA)	(NA)	(NA)	497.1	505.0	102
United States	(1,000 acres)	(1,000 acres)	(percent)	(1,000 acres)	(1,000 acres)	(percent)
Corn	88,579.0	94,096.0	106	79,207.0	86,322.0	109
Cotton, upland ²	13,579.0	10,978.0	81	7,131.5		
Hay, all ³	(NA)	(NA)	(NA)	49,546.0	51,976.0	105
Other ³	(NA)	(NA)	(NA)	34,633.0	36,318.0	105
Rice, all	2,222.0	2,687.0	121	2,172.0	2,645.0	122
Long grain	1,802.0	1,991.0	110	1,774.0	1,964.0	111
Medium grain	390.0	663.0	170	368.0	648.0	176
Short grain	30.0	33.0	110	30.0	33.0	110
Soybeans	87,450.0	83,505.0	95	86,336.0	82,696.0	96
Sugarcane (sugar and seed) ³	(NA)	(NA)	(NA)	930.2	922.0	99

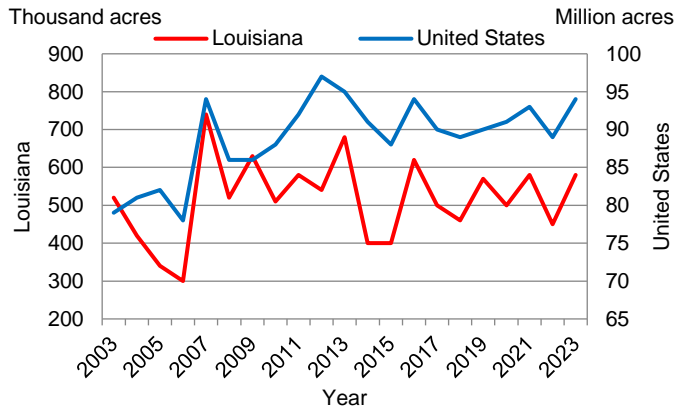
(NA) Not available.

¹ Forecasted.

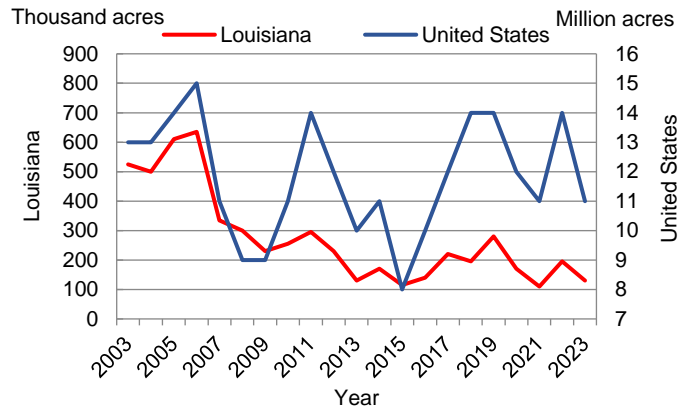
² First estimate of area harvested to be released August 11, 2023, in the *Crop Production* report.

³ Area harvested only.

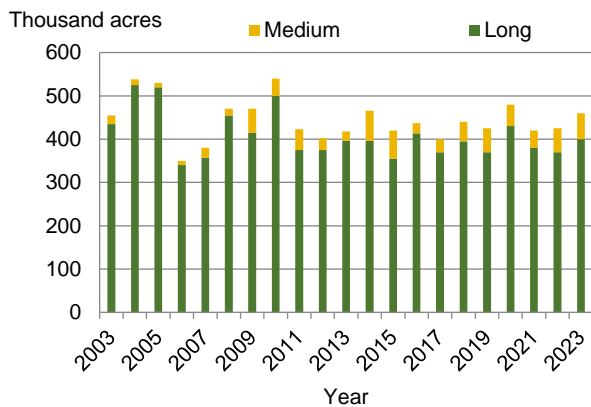
Corn: Area Planted - Louisiana and United States: 2003 - 2023



Upland Cotton: Area Planted - Louisiana and United States: 2003 - 2023



Rice: Area Planted - Louisiana 2003 - 2023



Soybean: Area Planted - Louisiana and United States: 2003 - 2023

