



Crop Progress and Condition

USDA, NASS, Kentucky Field Office

David Knopf, Director
601 W Broadway, Rm 645
Louisville, Kentucky 40201-1120
(502) 907-3250 or 1-800-928-5277
Email: nassrfoemr@nass.usda.gov

In Cooperation with:

Univ. of KY – Agr'l Weather Center
U.S. Dept. of Commerce - NOAA
Kentucky Department of Agriculture
Cooperative Extension Service

Released: April 18, 2022

Issue: 7-22

Agricultural News: Kentucky experienced above normal temperatures and precipitation over the past week. Precipitation for the week totaled 1.92 inches, 0.91 inches above normal. Temperatures averaged 58 degrees for the week, 3 degrees above normal. **Topsoil moisture** was rated 1 percent short, 61 percent adequate, and 38 percent surplus. **Subsoil moisture** was rated 1 percent very short, 2 percent short, 69 percent adequate, and 28 percent surplus. Days suitable for fieldwork averaged 2.2 out of a possible seven.

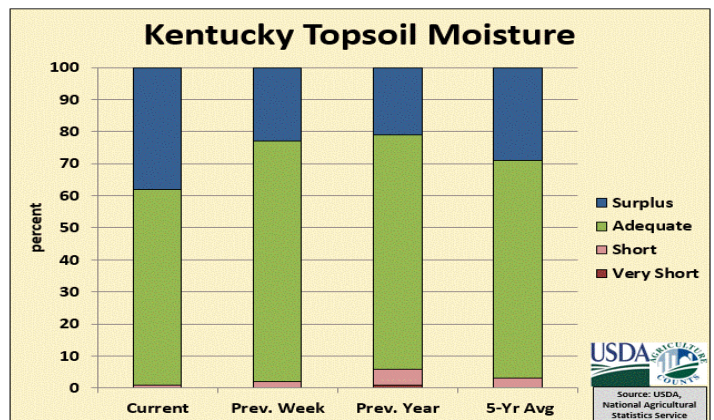
Primary activities for this week included seeding tobacco transplants along with planting corn and soybeans when weather allowed. Fieldwork continues to be stymied by persistent rain and occasional severe weather. The state saw another line of heavy storms and tornadic activity pass through. Although there were a few dry days, fields remain very wet and unworkable in most areas. Spraying of burndown is behind schedule due to the adverse weather conditions. Corn planting is well behind the past two years as farmers were able to make very little progress from last week. Soybean planting has just begun, but is also being deterred by relentlessly wet conditions. Tobacco transplant seeding continues to track closely with previous years. Transplants are in mostly good condition with height rated as 60 percent less than 2 inches, 34 percent 2-4 inches, and 6 percent larger than 4 inches.

The average height of winter wheat is 15 inches with 4 percent of the crop headed. The wheat crop remains in mostly good condition as the crop has been assessed for freeze damage. Winter wheat freeze damage is rated as 16 percent moderate, 8 percent light, and 76 percent with no damage. Pasture condition remains mostly good, however the excessive rain will generate a great deal of mud from livestock traffic. Pastures would be well served by some dry weather and sun. Alfalfa freeze damage is rated 1 percent severe, 8 percent moderate, 12 percent light, and 79 percent with none. The average height of alfalfa is 6 inches. Weevils have been reported in some alfalfa as weather has not allowed proper spraying.

SOIL MOISTURE for week ending 04/17/22

| | Very Short | Short | Adequate | Surplus |
|---------|------------|-------|----------|---------|
| | % | % | % | % |
| Topsoil | - | 1 | 61 | 38 |
| Subsoil | 1 | 2 | 69 | 28 |

- Represents zero.



CROP PROGRESS for week ending 04/17/22

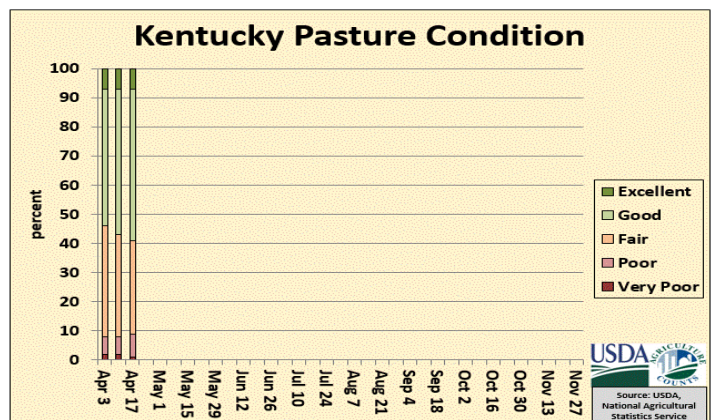
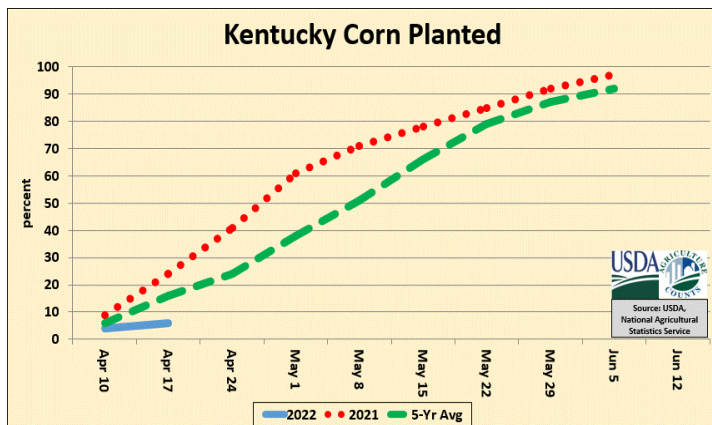
| Crop Stage | This Week | Last Week | Last Year | 5-Yr Avg |
|----------------------------|-----------|-----------|-----------|----------|
| | % | % | % | % |
| Corn Planted | 6 | 4 | 24 | 16 |
| Soybeans Planted | 2 | -1 | 3 | 2 |
| Tobacco Transplants Seeded | 65 | 55 | 71 | 76 |
| Winter Wheat Headed | 4 | -1 | 11 | 10 |

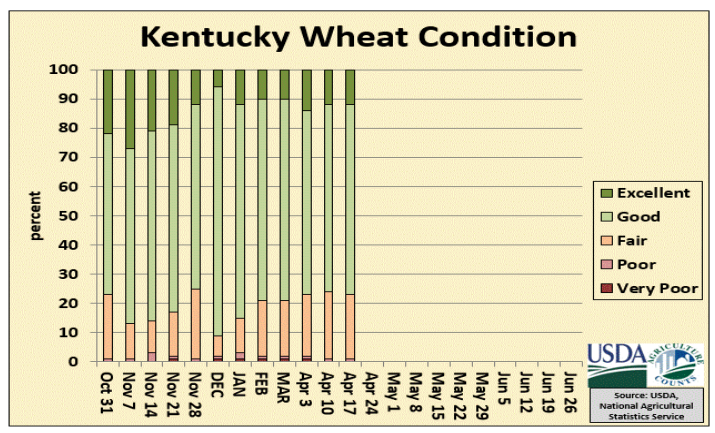
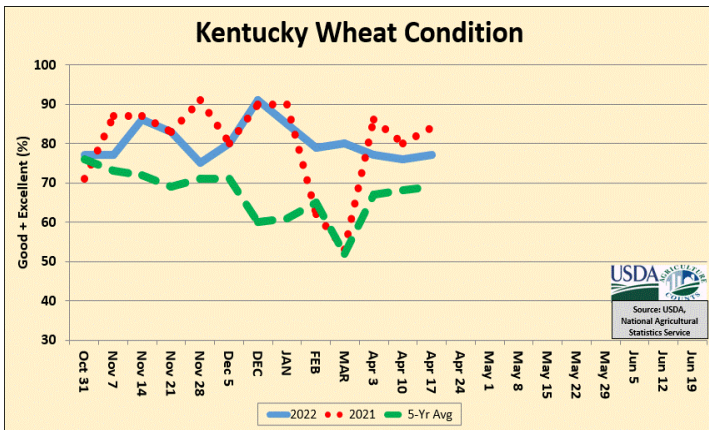
-1 Represents not available.

CROP CONDITIONS for week ending 04/17/22

| Crop | Very Poor | Poor | Fair | Good | Excellent |
|---------------------|-----------|------|------|------|-----------|
| | % | % | % | % | % |
| Pasture | 1 | 8 | 32 | 52 | 7 |
| Tobacco Transplants | - | 1 | 14 | 78 | 7 |
| Wheat | - | 1 | 22 | 65 | 12 |

- Represents zero.





**Kentucky Climate Summary
For the Period April 11, 2022 to April 17, 2022**

Above Normal Temperatures and Precipitation:

The western half of Kentucky can't seem to get a break from excessive rainfall. Just this past week, Western and Central Kentucky averaged 3.22 and 2.34 inches, respectively. Some locations in the Purchase and Pennyriple regions even saw 4 to 5+ inches. The brunt of this activity fell over the early and middle stages of the workweek, ending with the passage of a strong to severe line of showers and storms on Wednesday. The line spawned 13 weak tornadoes across the state and many reports of damaging winds. Since the start of April, Western Kentucky has already averaged 4.49 inches, only a half inch away from matching the normal amount seen for the entire month. The second half of the week followed a cooler pattern behind a couple cold fronts. Temperatures were coolest on Sunday morning with lows in the middle 30s to middle 40s.

Temperatures for the period averaged 58 degrees across the state which was 3 degrees warmer than normal and 10 degrees warmer than the previous period. High temperatures averaged from 66 in the West to 69 in the East. Departure from normal high temperatures ranged from 3 degrees cooler than normal in the West to 1 degree warmer than normal in the East. Low temperatures averaged from 49 degrees in the West to 48 degrees in the East. Departure from normal low temperature ranged from 3 degrees warmer than normal in the West to 8 degrees warmer than normal in the East. The extreme high temperature for the period was 83 degrees at ALBANY 1N and the extreme low was 29 degrees at PAINTSVILLE 4W.

Precipitation (liq. equ.) for the period totaled 1.92 inches statewide which was 0.91 inches above normal and 190% of normal. Precipitation totals by climate division, West 3.22 inches, Central 2.34 inches, Bluegrass 1.31 inches and East 0.82 inches, which was 2.08, 1.31, 0.39 and -0.13 inches respectively from normal. By station, precipitation totals ranged from a low of 0.22 inches at BIG SANDY to a high of 5.23 inches at CADIZ 4SW.

**KENTUCKY TEMPERATURES AND RAIN FALL
FOR WEEK ENDING SUNDAY, 04/17/22 4 p.m.**

| Weather Station | Precipitation | | Deviation From Norm Since Jan 1 | Temperatures | | | | Wkly. Avg. | Air Temp. Dev. From Normal |
|-----------------|---------------|-------------|---------------------------------|----------------------|----------------------|----------------------|----------------------|----------------------|----------------------------|
| | Last Week | Since Jan 1 | | Soil | | Air | | | |
| | | | | 4 In. Grass | | High | Low | | |
| | | | | High | Low | | | | |
| (Inches) | (Inches) | (Inches) | (Degrees Fahrenheit) | (Degrees Fahrenheit) | (Degrees Fahrenheit) | (Degrees Fahrenheit) | (Degrees Fahrenheit) | (Degrees Fahrenheit) | |
| Bardstown | 1.63 | 17.28 | 4.61 | 60 | 51 | 73 | 37 | 58 | 2 |
| Berea | 0.71 | 15.14 | 2.68 | -- | -- | 78 | 34 | 58 | 3 |
| Bowling Green | 3.22 | 18.57 | 3.07 | 66 | 53 | 83 | 39 | 61 | 5 |
| Bristol | 0.36 | 14.80 | 2.56 | -- | -- | 81 | 33 | 58 | 3 |
| Buckhorn Lake | 0.32 | 14.53 | 0.93 | -- | -- | 79 | 44 | 63 | 8 |
| Cape Girardeau | 2.92 | 21.02 | 7.26 | -- | -- | 79 | 35 | 58 | 0 |
| Campbellsville | 1.64 | 16.69 | 1.47 | -- | -- | 78 | 34 | 58 | 2 |
| Covington | 1.43 | 12.91 | 1.27 | -- | -- | 70 | 35 | 56 | 1 |
| Dix Dam | 1.64 | 18.29 | 5.18 | -- | -- | 76 | 34 | 59 | 4 |
| Evansville | 1.82 | 18.25 | 5.48 | -- | -- | 76 | 35 | 57 | -1 |
| Glasgow | 3.34 | 20.76 | 5.07 | 60 | 51 | 80 | 42 | 59 | 3 |
| Grayson | 0.30 | 14.61 | 3.39 | -- | -- | 81 | 36 | 59 | 4 |
| Hardinsburg | 3.69 | 20.71 | 6.30 | -- | -- | 76 | 39 | 57 | 1 |
| Henderson | 2.20 | 17.24 | 3.95 | -- | -- | 76 | 38 | 56 | -2 |
| Huntington | 0.27 | 10.94 | -0.21 | -- | -- | 82 | 37 | 60 | 5 |
| Jackson | 0.41 | 16.93 | 3.38 | -- | -- | 80 | 39 | 60 | 5 |
| Lexington | 1.28 | 19.95 | 7.28 | 61 | 49 | 77 | 36 | 58 | 3 |
| London | 0.77 | 15.41 | 1.69 | -- | -- | 79 | 34 | 59 | 4 |
| Louisville | 2.26 | 15.92 | 2.70 | -- | -- | 76 | 42 | 59 | 3 |
| Mayfield | 3.53 | 23.35 | 6.71 | -- | -- | 80 | 37 | 57 | -1 |
| Nashville | 0.81 | 19.37 | 4.63 | -- | -- | 85 | 40 | 61 | 5 |
| Nolin Lake | 1.46 | 16.01 | 1.42 | -- | -- | 77 | 41 | 58 | 2 |
| Paducah | 3.98 | 21.30 | 6.37 | 64 | 55 | 81 | 37 | 60 | 2 |
| Quicksand | 0.44 | 16.36 | 2.81 | -- | -- | 80 | 36 | 60 | 5 |
| Somerset | 0.96 | 19.10 | 4.55 | -- | -- | 77 | 32 | 57 | 2 |
| Williamstown | 0.88 | 15.58 | 3.22 | -- | -- | 73 | 33 | 56 | 1 |

The above information is provided by Matthew Dixon, Senior Meteorologist, University of Kentucky Agr'l Weather Center (859) 218-4364.