

ALL OTHER HAY COUNTY ESTIMATES – 2007 ^{1/}

District and County	Acres Harv.	Yield Harv. Acre	Production (Tons)	District and County	Acres Harv.	Yield Harv. Acre	Production (Tons)
Calloway	15,200	1.7	25,840	Anderson	20,100	1.2	24,120
Carlisle	7,400	2.0	14,800	Bath	23,500	1.4	32,900
Graves	17,600	1.2	21,120	Bourbon	41,500	1.1	45,650
Hickman	3,200	2.2	7,040	Boyle	30,000	1.1	33,000
Marshall	14,300	1.3	18,590	Clark	36,400	1.6	58,240
Trigg	18,600	1.1	20,460	Fayette	17,700	1.4	24,780
Combined	45,300	1.78	80,640	Fleming	35,000	1.6	56,000
DISTRICT 1	121,600	1.55	188,490	Franklin	18,500	1.2	22,200
Caldwell	17,000	1.4	23,800	Garrard	30,200	1.5	45,300
Christian	29,100	1.4	40,740	Harrison	40,300	1.3	52,390
Crittenden	24,000	1.2	28,800	Jessamine	19,600	1.1	21,560
Daviess	19,000	2.0	38,000	Lincoln	34,900	1.6	55,840
Hancock	8,200	1.9	15,580	Madison	53,400	1.4	74,760
Hopkins	19,000	1.1	20,900	Mason	27,000	1.7	45,900
Logan	39,400	1.3	51,220	Mercer	34,900	1.2	41,880
McLean	6,300	1.8	11,340	Montgomery	21,800	1.8	39,240
Muhlenberg	21,400	1.4	29,960	Nicholas	25,200	1.0	25,200
Ohio	20,900	1.8	37,620	Robertson	8,800	0.8	7,040
Simpson	15,300	1.2	18,360	Scott	30,900	1.1	33,990
Todd	14,700	1.6	23,520	Shelby	41,500	1.3	53,950
Webster	11,000	1.1	12,100	Spencer	17,600	1.5	26,400
Combined	17,200	1.50	25,740	Washington	46,500	1.2	55,800
DISTRICT 2	262,500	1.44	377,680	Woodford	21,800	1.3	28,340
Adair	44,900	1.5	67,350	DISTRICT 5	677,100	1.34	904,480
Allen	46,500	1.5	69,750	Bell	1,100	1.1	1,210
Barren	71,900	1.8	129,420	Breathitt	1,600	1.4	2,240
Breckinridge	47,300	2.2	104,060	Carter	13,100	1.7	22,270
Bullitt	11,500	1.5	17,250	Clay	4,600	1.3	5,980
Butler	21,700	1.4	30,380	Elliott	7,700	1.8	13,860
Casey	37,000	1.6	59,200	Estill	10,000	1.4	14,000
Clinton	18,200	1.6	29,120	Greenup	12,500	1.5	18,750
Cumberland	16,000	1.5	24,000	Jackson	15,500	1.3	20,150
Edmonson	19,900	1.5	29,850	Johnson	2,400	1.4	3,360
Grayson	45,000	1.8	81,000	Knox	7,800	1.2	9,360
Green	37,700	1.6	60,320	Laurel	29,600	1.2	35,520
Hardin	40,300	1.8	72,540	Lawrence	4,600	1.6	7,360
Hart	37,000	1.7	62,900	Lee	4,700	1.0	4,700
Jefferson	8,400	0.9	7,560	Lewis	21,000	2.2	46,200
Larue	31,100	1.5	46,650	Magoffin	2,700	1.7	4,590
Marion	41,000	1.7	69,700	Menifee	6,300	1.6	10,080
Meade	21,800	2.2	47,960	Morgan	12,000	1.9	22,800
Metcalfe	30,500	2.0	61,000	Owsley	2,900	0.9	2,610
Monroe	40,500	2.0	81,000	Perry	1,200	1.6	1,920
Nelson	42,000	1.8	75,600	Powell	4,600	1.4	6,440
Russell	25,000	1.5	37,500	Pulaski	61,000	1.7	103,700
Taylor	30,100	1.5	45,150	Rockcastle	16,400	1.6	26,240
Warren	53,400	1.4	74,760	Rowan	10,900	1.7	18,530
DISTRICT 3	818,700	1.69	1,384,020	Wayne	21,800	1.5	32,700
Boone	14,700	1.2	17,640	Whitley	14,200	1.2	17,040
Bracken	17,800	1.4	24,920	Wolfe	6,500	1.6	10,400
Campbell	13,000	1.3	16,900	Combined Counties	9,900	1.24	12,310
Carroll	10,300	0.7	7,210	DISTRICT 6	306,600	1.55	474,320
Gallatin	5,700	1.2	6,840	KENTUCKY	2,400,000	1.50	3,600,000
Grant	23,500	1.2	28,200				
Henry	37,000	1.3	48,100				
Kenton	12,100	1.1	13,310				
Oldham	9,000	1.6	14,400				
Owen	33,300	1.3	43,290				
Pendleton	28,400	1.4	39,760				
Trimble	8,700	1.2	10,440				
DISTRICT 4	213,500	1.27	271,010				

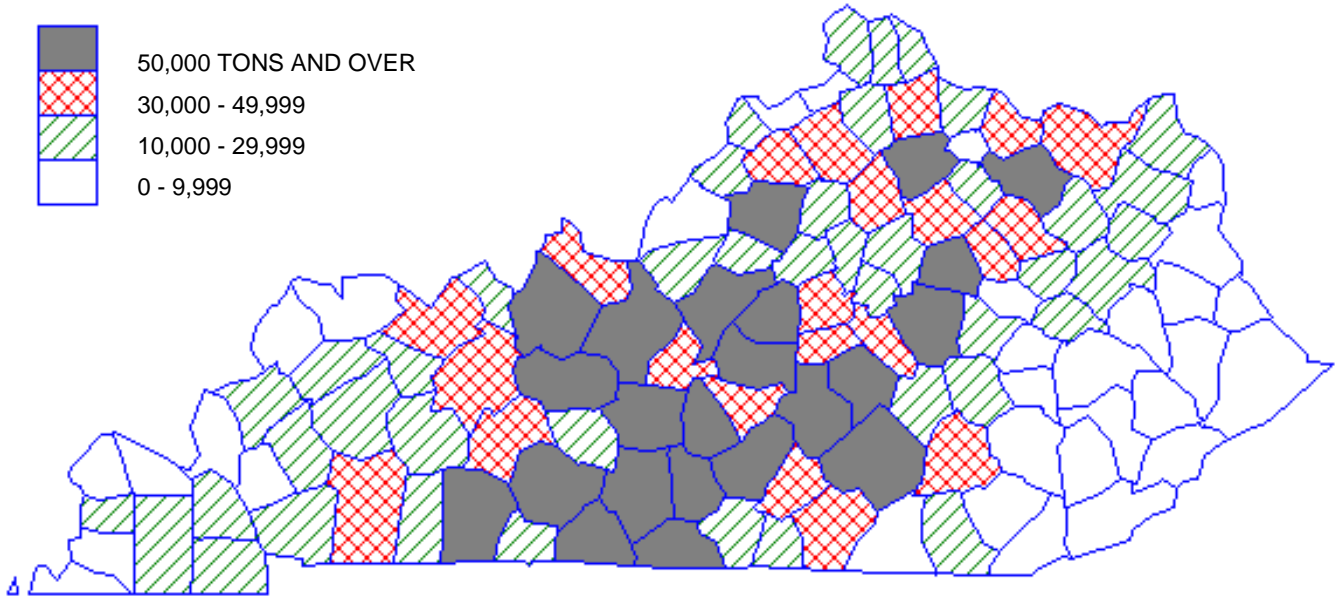
TOP PRODUCING COUNTIES

(Tons)

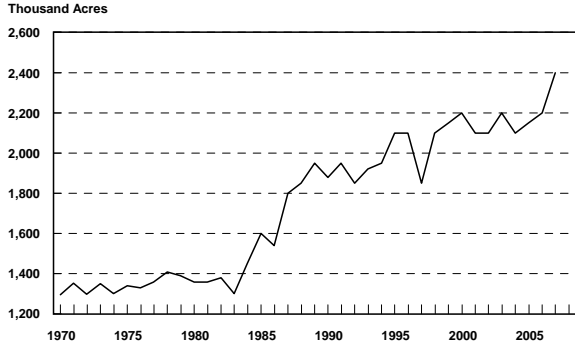
Barren	129,420
Breckinridge	104,060
Pulaski	103,700
Grayson	81,000
Monroe	81,000

^{1/}Excludes Alfalfa.

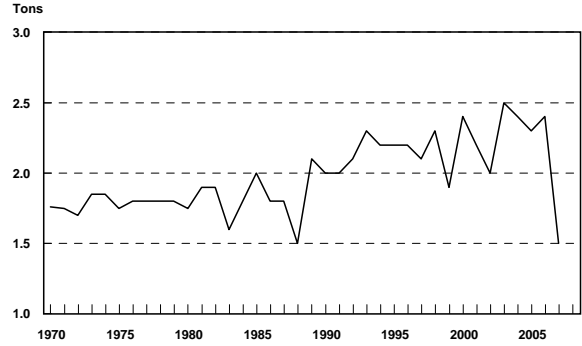
ALL OTHER HAY PRODUCTION – 2007



Kentucky All Other Hay Acres Harvested (1970 - 2007)



Kentucky All Other Hay Yield Per Harvested Acre (1970 - 2007)



Kentucky All Other Hay Production (1970 - 2007)

