

SOYBEAN COUNTY ESTIMATES – 2007

District and County	Acres Planted	Acres Harv. ^{1/}	Yield Harv. Acre	Production	District and County	Acres Planted	Acres Harv. ^{1/}	Yield Harv. Acre	Production
				(Bushels)					(Bushels)
Ballard	35,500	35,000	28	980,000	Boone	1,700	1,600	25	40,000
Calloway	36,200	35,500	11	390,500	Henry	4,000	3,900	14	54,600
Carlisle	26,800	26,700	28	747,600	Oldham	2,800	2,700	37	99,900
Fulton	47,500	47,200	21	991,200	Pendleton	600	500	40	20,000
Graves	54,900	54,600	19	1,037,400	Trimble	3,100	3,100	23	71,300
Hickman	41,500	41,300	23	949,900	Combined Counties	3,100	2,900	30.8	89,300
McCracken	20,600	20,500	20	410,000	DISTRICT 4	15,300	14,700	25.5	375,100
Marshall	10,200	10,100	11	111,100	Bath	2,100	2,100	35	73,500
Trigg	13,700	12,800	11	140,800	Bourbon	2,200	2,200	25	55,000
Combined Counties	17,600	17,000	16.7	284,300	Fayette	2,000	1,900	31	58,900
DISTRICT 1	304,500	300,700	20.1	6,042,800	Fleming	3,600	3,400	38	129,200
Caldwell	16,900	16,800	16	268,800	Franklin	650	550	17	9,350
Christian	53,000	47,400	13	616,200	Harrison	2,000	1,900	29	55,100
Daviess	67,300	67,200	38	2,553,600	Jessamine	700	650	24	15,600
Henderson	61,800	61,700	38	2,344,600	Lincoln	3,900	3,900	33	128,700
Logan	55,900	54,600	11	600,600	Shelby	15,000	14,600	23	335,800
McLean	41,900	41,800	38	1,588,400	Spencer	4,200	4,200	29	121,800
Muhlenberg	13,600	13,600	28	380,800	Combined Counties	11,950	11,300	33.1	373,950
Simpson	35,800	35,400	11	389,400	DISTRICT 5	48,300	46,700	29.1	1,356,900
Todd	40,700	38,600	13	501,800	Estill	750	650	36	23,400
Union	43,600	43,600	37	1,613,200	Pulaski	6,800	6,700	32	214,400
Webster	29,000	28,900	34	982,600	Wayne	5,300	5,300	24	127,200
Combined Counties	74,700	74,300	31.2	2,320,000	Combined Counties	7,150	6,850	34.3	234,700
DISTRICT 2	534,200	523,900	27.0	14,160,000	DISTRICT 6	20,000	19,500	30.8	599,700
Adair	2,900	2,900	35	101,500	KENTUCKY	1,100,000	1,080,000	26.0	28,080,000
Barren	7,800	7,700	38	292,600					
Breckinridge	14,000	13,900	35	486,500					
Bullitt	3,800	3,700	24	88,800					
Butler	12,300	12,200	43	524,600					
Casey	2,200	2,100	35	73,500					
Edmonson	2,900	2,700	24	64,800					
Grayson	8,900	8,600	26	223,600					
Green	3,300	3,300	32	105,600					
Hardin	24,200	24,100	36	867,600					
Hart	3,100	2,800	28	78,400					
Larue	17,500	17,400	35	609,000					
Marion	7,500	7,500	38	285,000					
Meade	13,500	13,400	25	335,000					
Metcalfe	700	700	38	26,600					
Nelson	13,300	13,200	31	409,200					
Russell	3,500	3,100	35	108,500					
Taylor	6,500	6,400	42	268,800					
Warren	24,700	24,200	20	484,000					
Combined Counties	5,100	4,600	24.3	111,900					
DISTRICT 3	177,700	174,500	31.8	5,545,500					

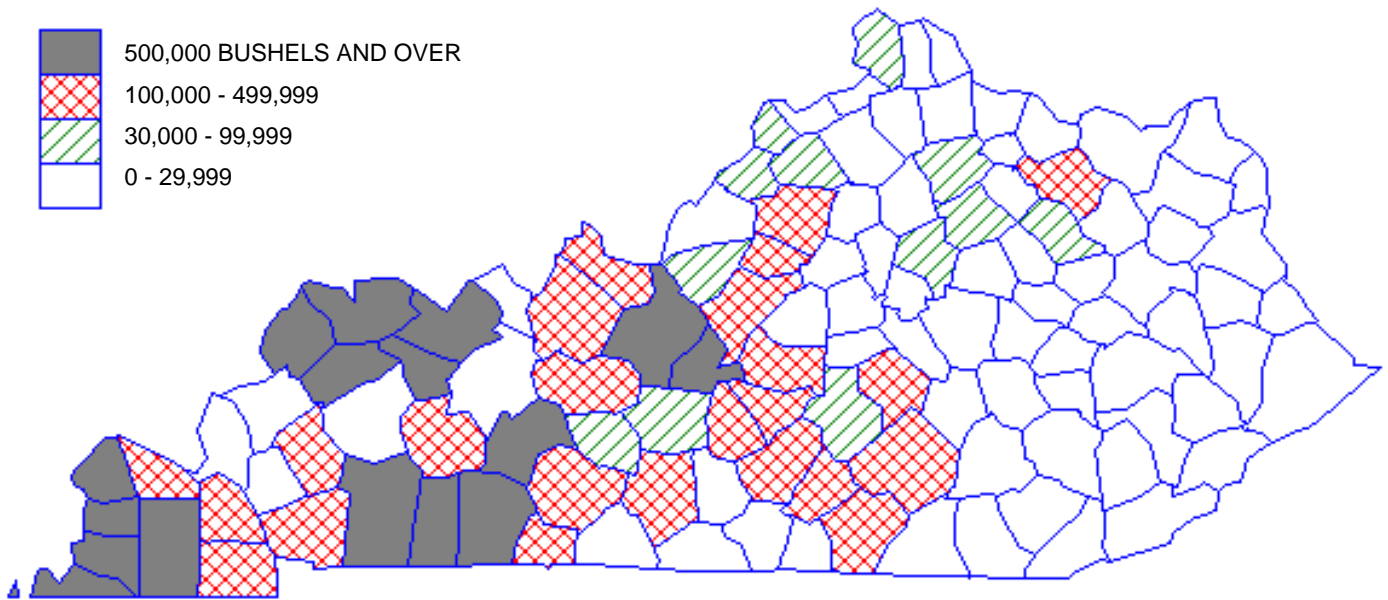
TOP PRODUCING COUNTIES

(Bushels)

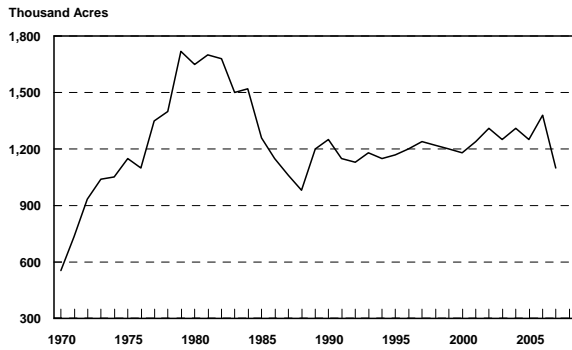
Daviess	2,553,600
Henderson	2,344,600
Union	1,613,200
McLean	1,588,400
Graves	1,037,400

^{1/}Harvested for Beans.

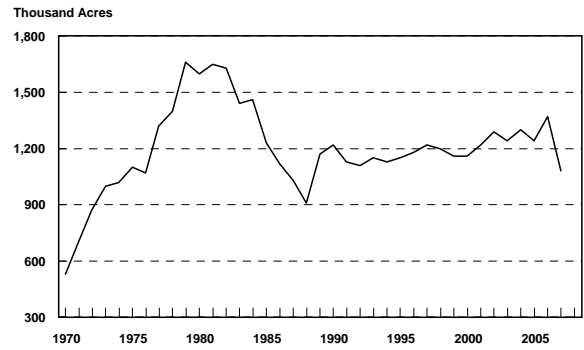
SOYBEAN PRODUCTION – 2007



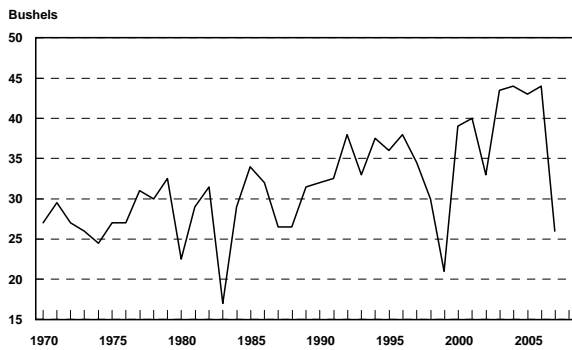
**Kentucky Soybean
All Acres Planted
(1970 - 2007)**



**Kentucky Soybean
Acres Harvested for Beans
(1970 - 2007)**



**Kentucky Soybean
Yield Per Harvested Acre
(1970 - 2007)**



**Kentucky Soybean
Total Production
(1970 - 2007)**

