

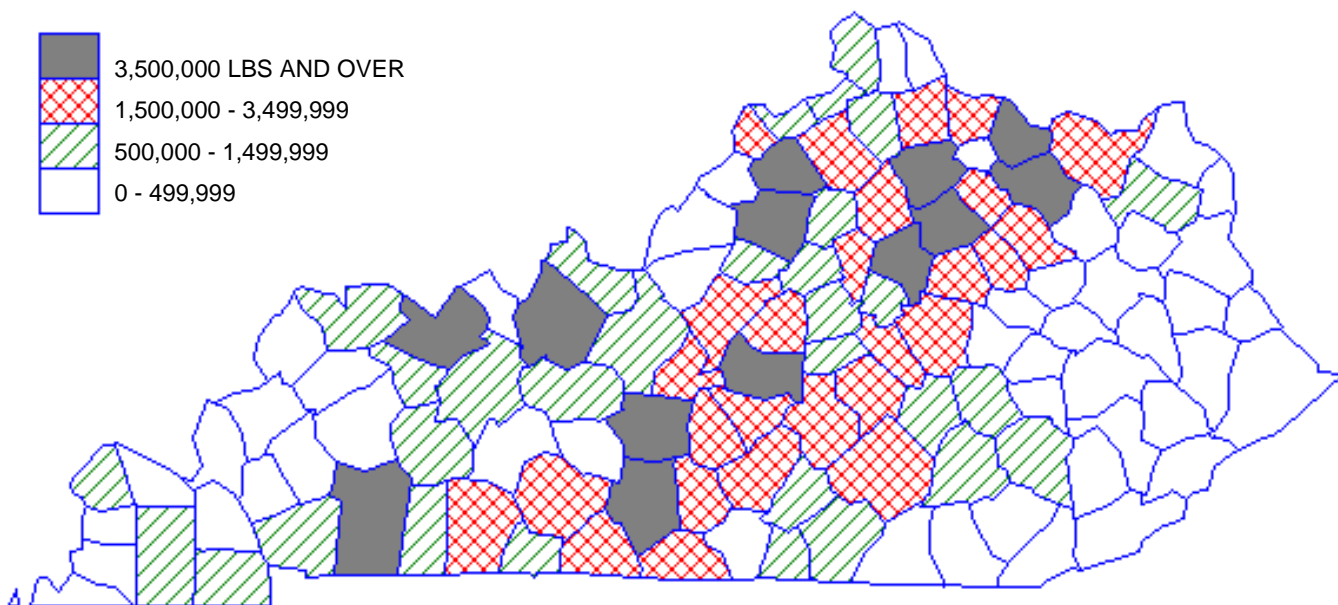
BURLEY TOBACCO COUNTY ESTIMATES – 2007

District and County	Acres Harv.	Yield Harv. Acre	Production	District and County	Acres Harv.	Yield Harv. Acre	Production
			(Pounds)				(Pounds)
Ballard	250	2,190	547,500	Anderson	500	1,610	805,000
Calloway	290	2,240	649,600	Bath	1,370	1,950	2,671,500
Graves	380	1,995	758,100	Bourbon	2,080	2,210	4,596,800
Lyon	90	2,130	191,700	Boyle	400	2,250	900,000
Trigg	410	1,710	701,100	Clark	1,170	2,350	2,749,500
Combined Counties	280	1,930	541,000	Fayette	1,800	2,000	3,600,000
DISTRICT 1	1,700	1,995	3,389,000	Fleming	2,400	1,760	4,224,000
Caldwell	235	2,120	498,200	Franklin	620	1,845	1,143,900
Christian	2,300	1,730	3,979,000	Garrard	770	2,200	1,694,000
Daviess	2,300	2,105	4,841,500	Harrison	1,940	2,370	4,597,800
Henderson	380	1,845	701,100	Jessamine	590	1,910	1,126,900
Hopkins	105	2,200	231,000	Lincoln	940	1,950	1,833,000
Logan	850	1,820	1,547,000	Madison	960	1,735	1,665,600
McLean	470	2,120	996,400	Mason	2,150	2,130	4,579,500
Muhlenberg	300	1,980	594,000	Mercer	730	1,780	1,299,400
Ohio	320	2,110	675,200	Montgomery	1,240	2,050	2,542,000
Simpson	450	1,770	796,500	Nicholas	1,670	1,600	2,672,000
Todd	690	1,990	1,373,100	Robertson	280	1,600	448,000
Webster	105	1,660	174,300	Scott	1,300	2,430	3,159,000
Combined Counties	495	1,890	935,600	Shelby	2,250	2,160	4,860,000
DISTRICT 2	9,000	1,925	17,342,900	Spencer	500	2,080	1,040,000
Adair	980	2,120	2,077,600	Washington	1,150	2,070	2,380,500
Allen	1,420	2,100	2,982,000	Woodford	1,190	2,450	2,915,500
Barren	2,790	2,120	5,914,800	DISTRICT 5	28,000	2,055	57,503,900
Breckinridge	2,270	2,190	4,971,300	Carter	420	1,780	747,600
Bullitt	80	1,860	148,800	Clay	335	2,000	670,000
Casey	1,010	2,010	2,030,100	Elliott	120	1,830	219,600
Clinton	400	1,815	726,000	Estill	145	1,860	269,700
Cumberland	185	1,700	314,500	Greenup	220	1,670	367,400
Grayson	490	1,730	847,700	Jackson	370	1,600	592,000
Green	1,620	1,795	2,907,900	Johnson	25	1,760	44,000
Hardin	730	2,040	1,489,200	Laurel	330	1,820	600,600
Hart	1,800	2,080	3,744,000	Lawrence	50	1,450	72,500
Jefferson	120	1,885	226,200	Lewis	1,050	1,640	1,722,000
Larue	850	1,970	1,674,500	Magoffin	80	1,225	98,000
Marion	1,590	2,270	3,609,300	Morgan	180	1,685	303,300
Meade	560	2,115	1,184,400	Owsley	155	1,500	232,500
Metcalfe	1,190	1,510	1,796,900	Powell	100	1,800	180,000
Monroe	820	2,040	1,672,800	Pulaski	940	1,970	1,851,800
Nelson	970	2,090	2,027,300	Rockcastle	480	2,175	1,044,000
Russell	465	1,940	902,100	Rowan	190	1,950	370,500
Taylor	1,260	2,030	2,557,800	Wayne	330	2,170	716,100
Warren	1,030	1,990	2,049,700	Whitley	65	2,000	130,000
Combined Counties	380	1,975	749,800	Wolfe	120	1,830	219,600
DISTRICT 3	23,010	2,025	46,604,700	Combined Counties	355	1,595	565,500
Boone	790	1,310	1,034,900	DISTRICT 6	6,060	1,820	11,016,700
Bracken	940	2,085	1,959,900	KENTUCKY	77,000	2,000	154,000,000
Campbell	75	1,720	129,000				
Carroll	370	1,860	688,200				
Gallatin	530	2,180	1,155,400				
Grant	580	2,095	1,215,100				
Henry	1,850	2,010	3,718,500				
Kenton	280	1,390	389,200				
Oldham	135	1,960	264,600				
Owen	1,370	2,210	3,027,700				
Pendleton	1,350	1,970	2,659,500				
Trimble	960	1,980	1,900,800				
DISTRICT 4	9,230	1,965	18,142,800				

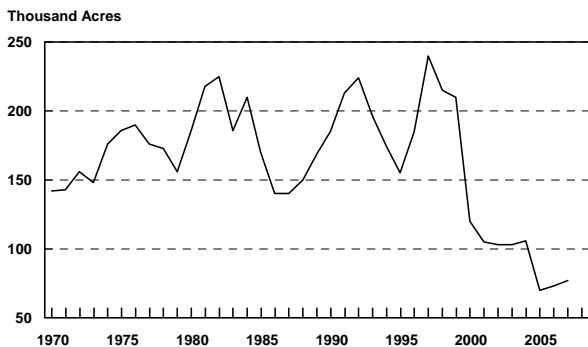
TOP PRODUCING COUNTIES

	(Pounds)
Barren	5,914,800
Breckinridge	4,971,300
Shelby	4,860,000
Daviess	4,841,500
Harrison	4,597,800

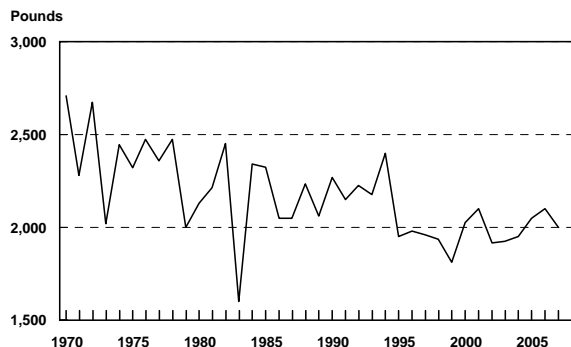
BURLEY TOBACCO PRODUCTION – 2007



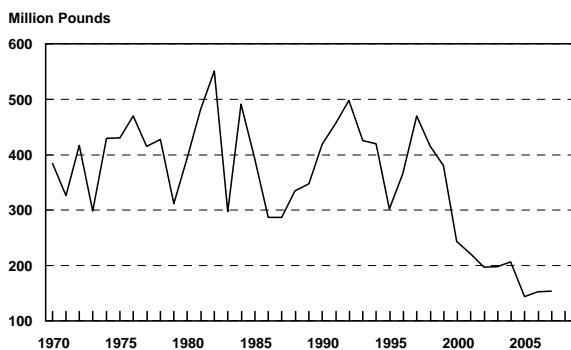
**Kentucky Burley Tobacco
Harvested Acres
(1970 - 2007)**



**Kentucky Burley Tobacco
Yield Per Harvested Acre
(1970 - 2007)**



**Kentucky Burley Tobacco
Production
(1970 - 2007)**



**Kentucky Tobacco
Cash Receipts
(1980 - 2007)**

