

## ALFALFA HAY COUNTY ESTIMATES – 2006

District and County	Acres Harv.	Yield Harv. Acre	Production (Tons)	District and County	Acres Harv.	Yield Harv. Acre	Production (Tons)
Ballard	800	4.7	3,760	Anderson	2,300	5.1	11,730
Calloway	700	5.9	4,130	Bath	2,500	6.8	17,000
Graves	500	2.4	1,200	Bourbon	7,600	3.9	29,640
Lyon	500	2.8	1,400	Boyle	3,000	4.3	12,900
Other Counties <sup>1/</sup>	1,900	2.97	5,635	Clark	2,500	5.0	12,500
<b>DISTRICT 1</b>	<b>4,400</b>	<b>3.66</b>	<b>16,125</b>	Fayette	2,400	3.3	7,920
Caldwell	1,700	5.0	8,500	Fleming	14,600	3.7	54,020
Christian	3,200	2.6	8,320	Franklin	2,000	3.1	6,200
Crittenden	1,000	3.8	3,800	Garrard	5,000	3.4	17,000
Daviess	1,000	4.6	4,600	Harrison	6,100	3.8	23,180
Hancock	600	3.0	1,800	Jessamine	2,300	2.0	4,600
Henderson	1,100	3.1	3,410	Lincoln	10,500	3.7	38,850
Logan	2,100	4.0	8,400	Madison	2,900	4.3	12,470
Ohio	600	4.7	2,820	Mason	11,200	4.4	49,280
Simpson	1,900	3.0	5,700	Mercer	7,800	3.5	27,300
Todd	1,300	2.2	2,860	Montgomery	2,400	4.0	9,600
Union	800	6.0	4,800	Nicholas	4,900	3.6	17,640
Webster	600	2.5	1,500	Robertson	800	4.4	3,520
Other Counties <sup>1/</sup>	1,100	4.20	4,615	Scott	4,000	3.6	14,400
<b>DISTRICT 2</b>	<b>17,000</b>	<b>3.60</b>	<b>61,125</b>	Shelby	10,000	3.2	32,000
Adair	2,700	4.7	12,690	Spencer	3,700	4.5	16,650
Allen	1,900	3.0	5,700	Washington	4,600	4.1	18,860
Barren	9,400	4.3	40,420	Woodford	3,600	3.8	13,680
Breckinridge	2,900	3.7	10,730	<b>DISTRICT 5</b>	<b>116,700</b>	<b>3.86</b>	<b>450,940</b>
Bullitt	1,600	2.7	4,320	Carter	1,000	2.7	2,700
Butler	500	3.8	1,900	Estill	1,000	2.4	2,400
Casey	4,300	3.9	16,770	Greenup	1,000	4.2	4,200
Clinton	600	4.7	2,820	Jackson	1,200	1.4	1,680
Cumberland	500	4.1	2,050	Laurel	1,600	2.3	3,680
Edmonson	900	3.4	3,060	Lewis	2,700	3.1	8,370
Grayson	2,600	3.0	7,800	Morgan	1,200	2.5	3,000
Green	2,100	3.8	7,980	Powell	700	2.5	1,750
Hardin	7,500	4.1	30,750	Pulaski	4,800	2.3	11,040
Hart	10,500	3.7	38,850	Rockcastle	2,700	3.4	9,180
Jefferson	900	3.9	3,510	Rowan	700	1.9	1,330
Larue	4,200	3.5	14,700	Wayne	1,000	3.8	3,800
Marion	3,800	4.4	16,720	Other Counties <sup>1/</sup>	3,000	3.27	9,800
Meade	5,900	2.9	17,110	<b>DISTRICT 6</b>	<b>22,600</b>	<b>2.78</b>	<b>62,930</b>
Metcalfe	3,900	3.4	13,260	<b>KENTUCKY</b>	<b>280,000</b>	<b>3.70</b>	<b>1,036,000</b>
Monroe	1,400	3.9	5,460				
Nelson	7,000	3.5	24,500				
Russell	1,600	3.1	4,960				
Taylor	2,800	4.3	12,040				
Warren	4,200	4.3	18,060				
<b>DISTRICT 3</b>	<b>83,700</b>	<b>3.78</b>	<b>316,160</b>				
Boone	2,100	4.6	9,660				
Bracken	4,000	3.2	12,800				
Campbell	1,000	3.9	3,900				
Carroll	1,400	3.9	5,460				
Gallatin	1,000	2.8	2,800				
Grant	4,000	3.8	15,200				
Henry	6,800	3.8	25,840				
Kenton	1,700	2.2	3,740				
Oldham	2,000	3.9	7,800				
Owen	4,200	3.3	13,860				
Pendleton	4,000	3.6	14,400				
Trimble	3,400	3.9	13,260				
<b>DISTRICT 4</b>	<b>35,600</b>	<b>3.62</b>	<b>128,720</b>				

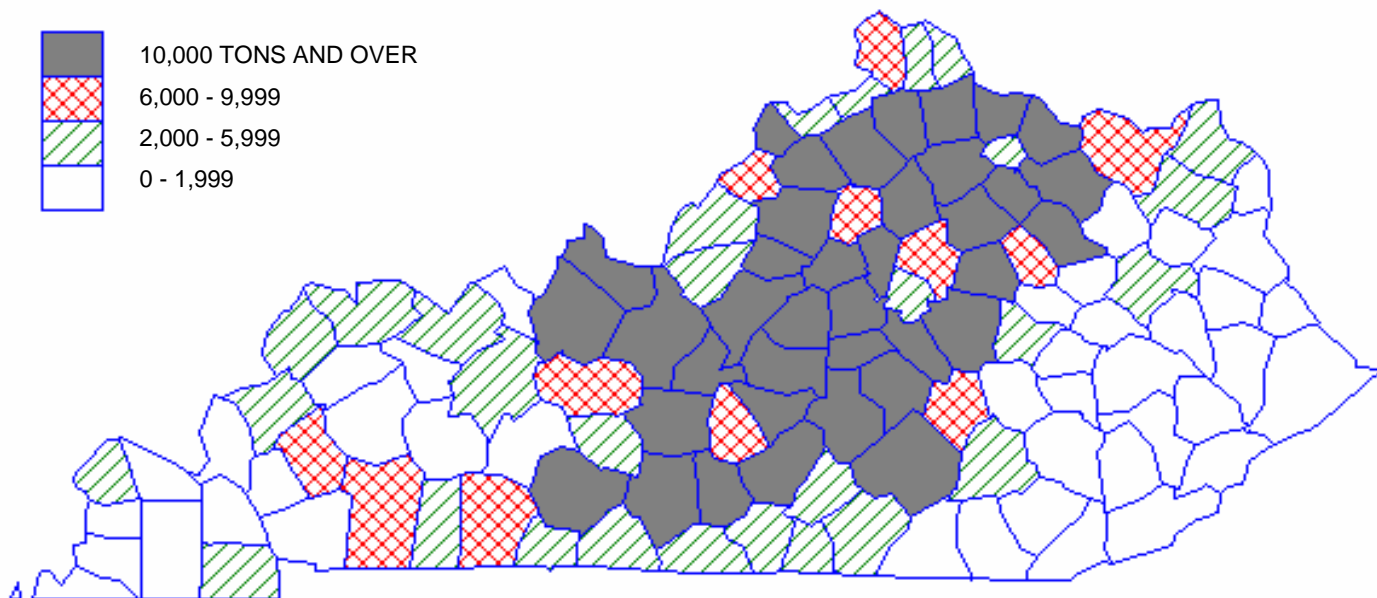
**TOP PRODUCING COUNTIES**

(Tons)

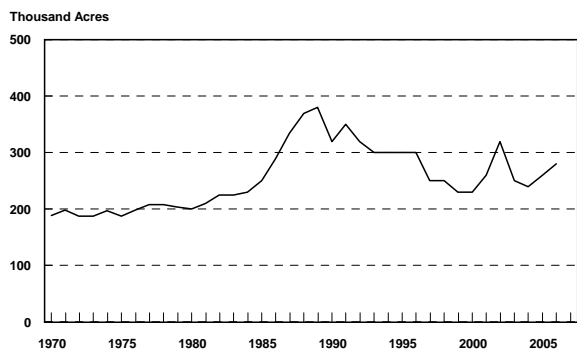
Fleming	54,020
Mason	49,280
Barren	40,420
Hart	38,850
Lincoln	38,850

<sup>1/</sup>Less than 500 acres harvested included in "Other Counties".

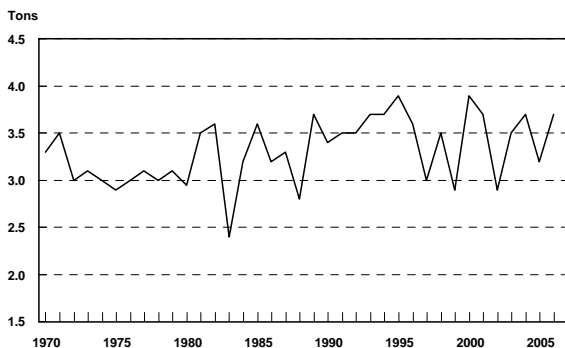
# ALFALFA HAY PRODUCTION – 2006



**Kentucky Alfalfa Hay Acres Harvested (1970 - 2006)**



**Kentucky Alfalfa Hay Yield Per Harvested Acre (1970 - 2006)**



**Kentucky Alfalfa Hay Production (1970 - 2006)**

