

CORN FOR ALL PURPOSES COUNTY ESTIMATES - 2006

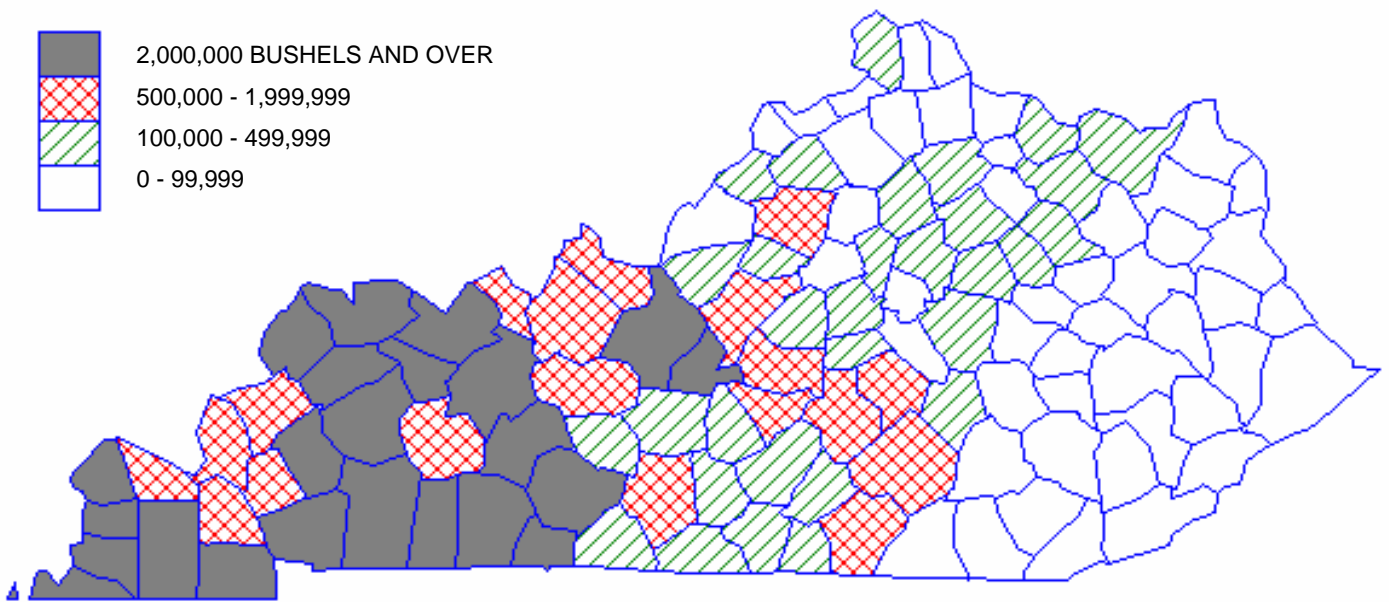
District and County	Acres Planted	Acres Harv. <u>1/</u>	Yield Harv. Acre	Production	District and County	Acres Planted	Acres Harv. <u>1/</u>	Yield Harv. Acre	Production
				(Bushels)					(Bushels)
Ballard	24,900	24,500	149	3,650,500	Bath	1,700	1,400	133	186,200
Calloway	32,500	31,700	142	4,501,400	Bourbon	2,400	2,100	119	249,900
Carlisle	22,000	21,600	154	3,326,400	Boyle	2,200	1,100	168	184,800
Fulton	19,100	19,000	163	3,097,000	Clark	1,400	1,200	106	127,200
Graves	54,300	53,500	141	7,543,500	Fayette	2,100	1,800	126	226,800
Hickman	38,300	38,200	152	5,806,400	Fleming	4,100	1,700	137	232,900
Livingston	8,100	8,000	147	1,176,000	Franklin	800	600	166	99,600
Lyon	5,700	5,600	146	817,600	Garrard	1,300	600	119	71,400
McCracken	12,200	12,000	141	1,692,000	Harrison	2,400	2,000	122	244,000
Marshall	7,000	6,800	122	829,600	Jessamine	900	600	111	66,600
Trigg	16,900	16,700	166	2,772,200	Lincoln	8,500	6,500	134	871,000
DISTRICT 1	241,000	237,600	148.2	35,212,600	Madison	1,800	1,200	146	175,200
Caldwell	19,700	19,300	159	3,068,700	Mason	5,900	3,800	125	475,000
Christian	74,100	72,300	151	10,917,300	Mercer	2,300	1,300	101	131,300
Crittenden	9,000	8,900	153	1,361,700	Montgomery	1,500	1,100	123	135,300
Daviess	60,100	59,800	153	9,149,400	Nicholas	1,000	700	108	75,600
Hancock	5,900	5,800	153	887,400	Scott	1,300	1,100	121	133,100
Henderson	66,500	66,400	143	9,495,200	Shelby	11,900	9,700	152	1,474,400
Hopkins	23,800	23,600	147	3,469,200	Spencer	2,600	2,200	130	286,000
Logan	57,400	55,700	132	7,352,400	Washington	3,400	2,400	145	348,000
McLean	36,000	35,900	148	5,313,200	Woodford	1,300	1,100	135	148,500
Muhlenberg	12,600	12,500	139	1,737,500	Other Counties <u>2/</u>	1,100	400	125.5	50,200
Ohio	23,300	23,200	151	3,503,200	DISTRICT 5	61,900	44,600	134.4	5,993,000
Simpson	34,200	33,500	146	4,891,000	Carter	700	600	99	59,400
Todd	46,500	44,800	157	7,033,600	Estill	700	600	104	62,400
Union	71,300	71,000	153	10,863,000	Greenup	1,000	900	105	94,500
Webster	32,000	31,800	139	4,420,200	Knox	900	700	120	84,000
DISTRICT 2	572,400	564,500	147.9	83,463,000	Lewis	1,500	1,200	119	142,800
Adair	8,700	3,500	107	374,500	Pulaski	8,300	5,800	138	800,400
Allen	2,300	2,000	117	234,000	Rockcastle	1,300	900	117	105,300
Barren	16,700	9,300	135	1,255,500	Rowan	800	600	130	78,000
Breckinridge	12,000	11,800	128	1,510,400	Wayne	4,600	4,100	144	590,400
Bullitt	2,100	1,900	119	226,100	Whitley	800	600	155	93,000
Butler	14,200	14,000	169	2,366,000	Other Counties <u>2/</u>	4,500	2,800	92.1	258,000
Casey	4,900	3,600	151	543,600	DISTRICT 6	25,100	18,800	126.0	2,368,200
Clinton	1,600	1,100	140	154,000	KENTUCKY	1,120,000	1,040,000	146.0	151,840,000
Cumberland	1,500	1,100	107	117,700					
Edmonson	1,700	1,300	138	179,400					
Grayson	7,800	6,300	132	831,600					
Green	5,000	3,100	139	430,900					
Hardin	23,700	22,900	147	3,366,300					
Hart	4,500	2,500	131	327,500					
Jefferson	600	500	100	50,000					
Larue	14,600	13,900	146	2,029,400					
Marion	10,600	8,000	141	1,128,000					
Meade	9,700	9,500	144	1,368,000					
Metcalfe	4,200	1,000	123	123,000					
Monroe	5,300	2,100	124	260,400					
Nelson	12,600	9,700	134	1,299,800					
Russell	4,200	2,400	113	271,200					
Taylor	7,900	6,200	146	905,200					
Warren	27,900	25,400	155	3,937,000					
DISTRICT 3	204,300	163,100	142.8	23,289,500					
Boone	1,600	1,400	152	212,800					
Carroll	700	600	127	76,200					
Gallatin	800	700	140	98,000					
Henry	3,400	2,400	130	312,000					
Oldham	3,300	3,000	141	423,000					
Owen	900	600	134	80,400					
Pendleton	900	800	115	92,000					
Trimble	1,100	800	110	88,000					
Other Counties <u>2/</u>	2,600	1,100	119.4	131,300					
DISTRICT 4	15,300	11,400	132.8	1,513,700					

TOP PRODUCING COUNTIES (Bushels)

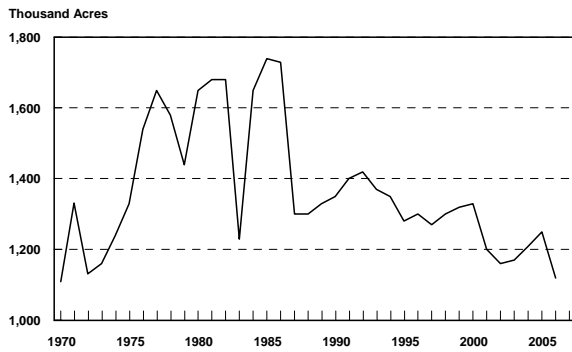
Christian	10,917,300
Union	10,863,000
Henderson	9,495,200
Daviess	9,149,400
Graves	7,543,500

1/Harvested for Grain. 2/Less than 500 acres harvested included in "Other Counties".

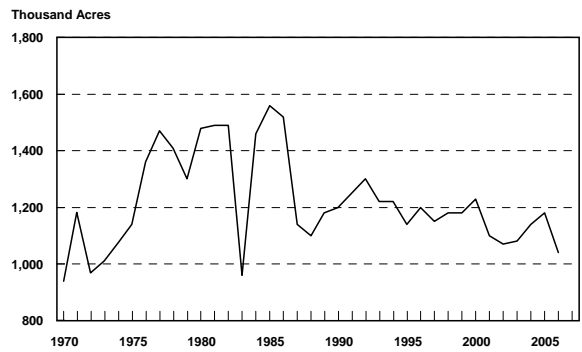
CORN FOR GRAIN PRODUCTION – 2006



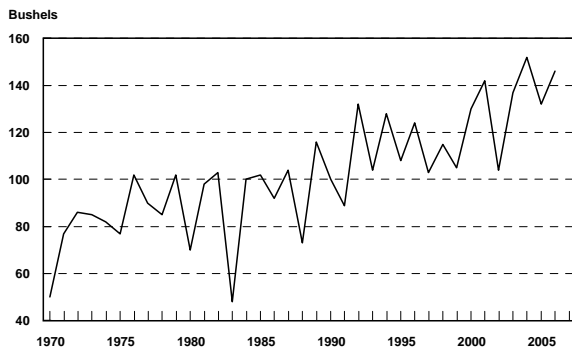
**Kentucky Corn
All Acres Planted
(1970 - 2006)**



**Kentucky Corn
Acres Harvested for Grain
(1970 - 2006)**



**Kentucky Corn
Yield Per Harvested Acre
(1970 - 2006)**



**Kentucky Corn
Total Grain Production
(1970 - 2006)**

