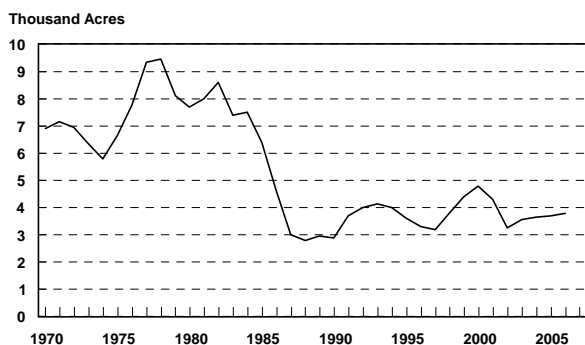


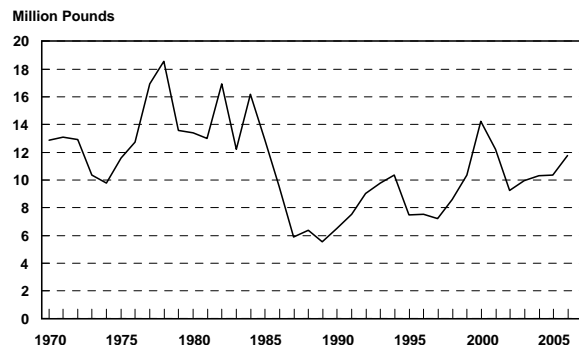
DARK AIR-CURED TOBACCO COUNTY ESTIMATES – 2006

County	Acres Harvested	Yield Per Acre (Lbs)	Production (Lbs)
Calloway	110	3,520	387,200
Carlisle	45	3,880	174,600
Graves	350	3,670	1,284,500
Lyon	19	3,100	58,900
Marshall	45	3,180	143,100
Trigg	60	3,420	205,200
Other Counties	11	3,075	33,800
DISTRICT 1	640	3,575	2,287,300
Caldwell	70	2,970	207,900
Christian	105	3,000	315,000
Daviess	340	2,980	1,013,200
Henderson	165	2,560	422,400
Hopkins	115	2,460	282,900
Logan	1,180	3,220	3,799,600
McLean	220	2,770	609,400
Muhlenberg	55	3,060	168,300
Ohio	70	2,630	184,100
Simpson	220	3,040	668,800
Todd	360	3,180	1,144,800
Webster	220	2,560	563,200
Other Counties	10	2,420	24,200
DISTRICT 2	3,130	3,005	9,403,800
Butler	25	2,940	73,500
Other Counties	5	3,080	15,400
DISTRICT 3	30	2,965	88,900
KENTUCKY	3,800	3,100	11,780,000

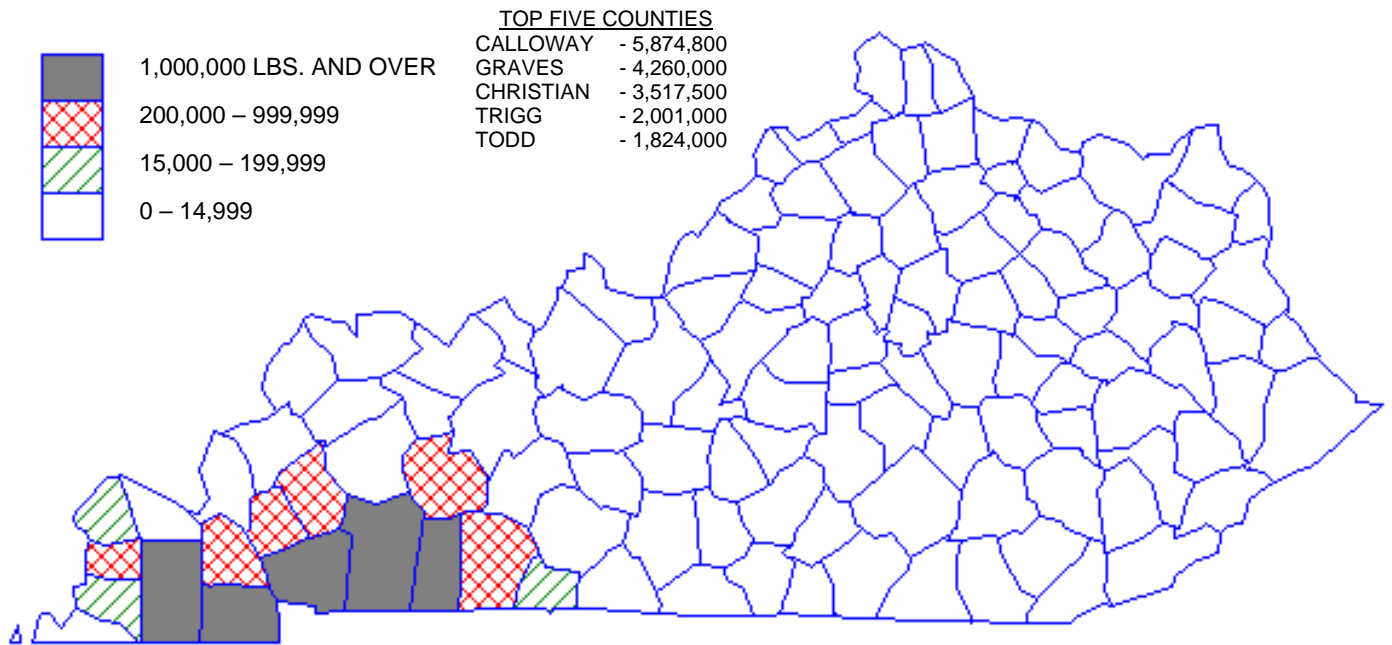
**Kentucky Dark Air-Cured Tobacco
Harvested Acres
(1970 - 2006)**



**Kentucky Dark Air-Cured Tobacco
Production
(1970 - 2006)**



DARK FIRE-CURED TOBACCO PRODUCTION – 2006



DARK AIR-CURED TOBACCO PRODUCTION – 2006

