

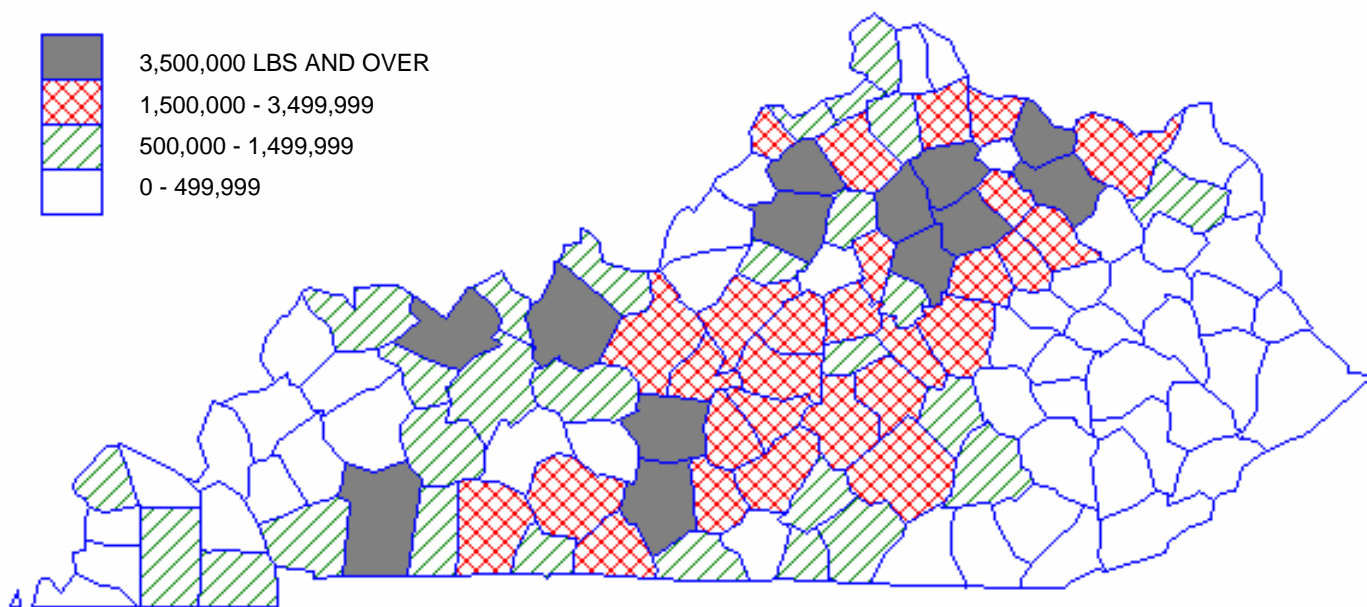
BURLEY TOBACCO COUNTY ESTIMATES – 2006

District and County	Acres Harv.	Yield Harv. Acre	Production	District and County	Acres Harv.	Yield Harv. Acre	Production
			(Pounds)				(Pounds)
Ballard	300	1,875	562,500	Anderson	170	2,115	359,900
Calloway	350	2,440	854,000	Bath	1,380	1,985	2,742,000
Carlisle	130	2,450	318,500	Bourbon	2,050	2,295	4,705,600
Graves	430	2,270	976,100	Boyle	350	2,345	821,300
Hickman	40	1,710	68,400	Clark	1,200	2,280	2,735,300
Lyon	95	2,410	229,000	Fayette	1,890	1,965	3,715,600
McCracken	110	2,035	223,900	Fleming	2,150	2,045	4,394,700
Marshall	57	2,795	159,300	Franklin	570	2,125	1,211,400
Trigg	400	2,105	842,000	Garrard	720	2,180	1,568,300
Other Counties	3	1,700	5,100	Harrison	1,670	2,380	3,972,200
DISTRICT 1	1,915	2,215	4,238,800	Jessamine	540	2,210	1,194,100
Caldwell	220	2,210	486,500	Lincoln	920	2,080	1,911,900
Christian	2,020	2,280	4,606,400	Madison	950	1,985	1,887,600
Daviess	2,280	2,205	5,027,400	Mason	2,100	2,080	4,368,200
Hancock	440	2,125	934,200	Mercer	860	2,140	1,840,400
Henderson	420	1,925	808,900	Montgomery	1,130	1,995	2,256,600
Hopkins	96	2,345	225,300	Nicholas	1,370	1,920	2,631,600
Logan	990	2,305	2,281,900	Robertson	250	1,985	495,700
McLean	390	1,965	765,900	Scott	1,460	2,405	3,507,800
Muhlenberg	310	2,235	692,600	Shelby	2,240	2,080	4,659,500
Ohio	310	2,150	666,500	Spencer	570	1,930	1,099,500
Simpson	450	2,230	1,003,200	Washington	1,090	2,210	2,408,100
Todd	620	2,320	1,438,100	Woodford	1,350	2,205	2,974,500
Union	19	2,000	38,000	DISTRICT 5	26,980	2,130	57,461,800
Webster	105	2,120	222,600	Breathitt	130	1,670	217,100
DISTRICT 2	8,670	2,215	19,197,500	Carter	460	1,770	814,200
Adair	930	1,960	1,821,800	Clay	260	1,855	482,300
Allen	990	2,115	2,093,000	Elliott	80	1,560	124,800
Barren	2,470	2,205	5,446,400	Estill	160	1,985	317,600
Breckinridge	2,030	2,005	4,072,200	Greenup	280	1,660	464,800
Bullitt	115	2,190	251,900	Jackson	330	1,470	485,100
Butler	145	2,325	337,300	Johnson	20	1,280	25,600
Casey	800	2,035	1,627,200	Knox	40	1,840	73,600
Clinton	410	1,630	667,700	Laurel	300	1,960	588,000
Cumberland	230	1,945	447,600	Lawrence	65	1,530	99,500
Edmonson	220	2,135	470,200	Lee	17	1,865	31,700
Grayson	490	1,885	924,500	Lewis	1,030	2,140	2,204,200
Green	1,480	1,860	2,752,500	Magoffin	75	1,315	98,600
Hardin	740	2,305	1,706,800	Menifee	120	1,885	226,200
Hart	1,770	2,060	3,646,400	Morgan	170	1,555	264,400
Jefferson	120	1,710	205,100	Owsley	120	1,740	208,800
Larue	910	2,205	2,008,600	Powell	110	1,475	162,300
Marion	1,510	1,945	2,939,800	Pulaski	930	2,115	1,967,000
Meade	540	2,040	1,100,500	Rockcastle	460	2,125	977,500
Metcalfe	990	2,010	1,989,900	Rowan	150	1,870	280,500
Monroe	700	1,990	1,391,600	Wayne	310	2,280	706,800
Nelson	880	2,020	1,775,900	Whitley	60	1,985	119,100
Russell	630	1,660	1,045,500	Wolfe	170	1,730	294,100
Taylor	1,130	1,870	2,113,100	Other Counties	8	1,790	14,300
Warren	950	2,175	2,067,400	DISTRICT 6	5,855	1,920	11,248,100
DISTRICT 3	21,180	2,025	42,902,900	KENTUCKY	73,000	2,100	153,300,000
Boone	610	2,055	1,252,400				
Bracken	960	2,310	2,219,000				
Campbell	80	2,105	168,300				
Carroll	280	1,975	552,400				
Gallatin	410	2,240	918,500				
Grant	560	2,195	1,228,200				
Henry	1,740	2,180	3,790,200				
Kenton	210	1,850	388,500				
Oldham	80	2,085	166,800				
Owen	1,330	2,165	2,877,100				
Pendleton	1,400	2,220	3,105,700				
Trimble	740	2,140	1,583,800				
DISTRICT 4	8,400	2,175	18,250,900				

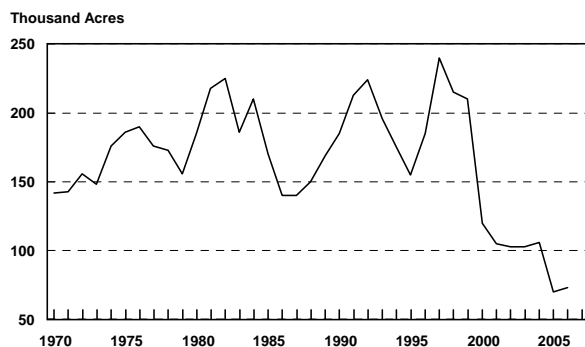
TOP PRODUCING COUNTIES

	(Pounds)
Barren	5,446,400
Daviess	5,027,400
Bourbon	4,705,600
Shelby	4,659,500
Christian	4,606,400

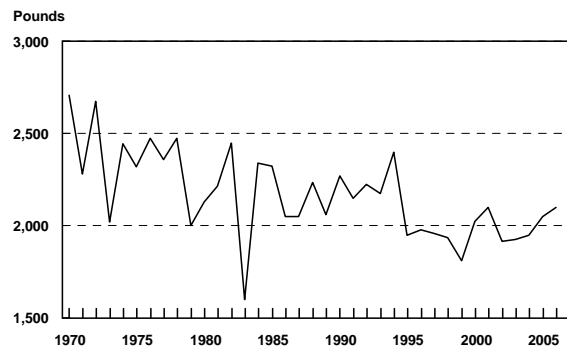
BURLEY TOBACCO PRODUCTION – 2006



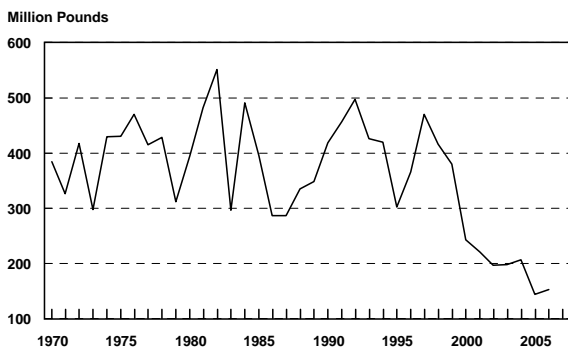
**Kentucky Burley Tobacco
Harvested Acres
(1970 - 2006)**



**Kentucky Burley Tobacco
Yield Per Harvested Acre
(1970 - 2006)**



**Kentucky Burley Tobacco
Production
(1970 - 2006)**



**Kentucky Tobacco
Cash Receipts
(1980 - 2006)**

