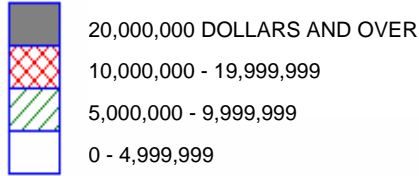


CASH RECEIPTS FROM FARM MARKETINGS COUNTY ESTIMATES - 2005 ^{1/}

District and County	Total Crops Receipts	Total Livestock Receipts	All Cash Receipts	District and County	Total Crops Receipts	Total Livestock Receipts	All Cash Receipts
	(1,000 Dollars)				(1,000 Dollars)		
Ballard	20,436	29,350	49,786	Anderson	2,264	5,883	8,147
Calloway	35,318	41,957	77,275	Bath	6,337	7,409	13,746
Carlisle	16,321	20,672	36,993	Bourbon	15,516	120,688	136,204
Fulton	24,464	16,256	40,720	Boyle	3,801	9,804	13,605
Graves	52,045	146,160	198,205	Clark	6,378	13,848	20,226
Hickman	27,794	75,338	103,132	Fayette	12,382	341,878	354,260
Livingston	7,343	10,419	17,762	Fleming	9,754	25,754	35,508
Lyon	5,025	1,737	6,762	Franklin	5,569	4,330	9,899
McCracken	13,890	6,094	19,984	Garrard	5,048	11,563	16,611
Marshall	9,838	25,777	35,615	Harrison	8,968	9,911	18,879
Trigg	18,592	6,360	24,952	Jessamine	5,513	67,175	72,688
DISTRICT 1	231,066	380,120	611,186	Lincoln	9,654	20,701	30,355
Caldwell	16,954	7,788	24,742	Madison	9,338	16,184	25,522
Christian	69,920	26,004	95,924	Mason	9,899	13,155	23,054
Crittenden	7,745	12,773	20,518	Mercer	6,774	18,730	25,504
Daviess	55,880	25,733	81,613	Montgomery	5,015	12,005	17,020
Hancock	7,173	5,684	12,857	Nicholas	5,551	6,555	12,106
Henderson	48,835	15,158	63,993	Robertson	1,769	1,355	3,124
Hopkins	20,080	31,841	51,921	Scott	10,280	43,062	53,342
Logan	58,107	23,028	81,135	Shelby	23,924	20,290	44,214
McLean	31,064	65,539	96,603	Spencer	6,037	4,752	10,789
Muhlenberg	11,370	59,765	71,135	Washington	11,330	14,724	26,054
Ohio	16,214	61,240	77,454	Woodford	7,910	365,407	373,317
Simpson	29,681	13,899	43,580	DISTRICT 5	189,011	1,155,163	1,344,174
Todd	42,364	31,866	74,230	Bell	79	191	270
Union	47,073	6,406	53,479	Boyd	492	1,218	1,710
Webster	24,785	88,116	112,901	Breathitt	784	439	1,223
DISTRICT 2	487,245	474,840	962,085	Carter	3,090	3,416	6,506
Adair	6,615	29,330	35,945	Clay	2,168	1,171	3,339
Allen	6,813	26,817	33,630	Elliott	1,369	1,427	2,796
Barren	18,799	56,829	75,628	Estill	1,765	2,242	4,007
Breckinridge	14,729	16,569	31,298	Floyd	362	179	541
Bullitt	3,229	3,610	6,839	Greenup	3,033	2,612	5,645
Butler	8,633	16,095	24,728	Harlan	108	31	139
Casey	7,171	15,375	22,546	Jackson	2,793	3,439	6,232
Clinton	2,700	25,490	28,190	Johnson	593	361	954
Cumberland	2,723	6,591	9,314	Knott	12	102	114
Edmonson	3,581	6,349	9,930	Knox	1,078	1,287	2,365
Grayson	8,345	29,074	37,419	Laurel	5,171	7,825	12,996
Green	7,545	13,948	21,493	Lawrence	951	964	1,915
Hardin	20,229	18,612	38,841	Lee	719	573	1,292
Hart	10,349	17,867	28,216	Leslie	34	30	64
Jefferson	8,355	4,353	12,708	Letcher	116	101	217
Larue	15,218	10,619	25,837	Lewis	5,672	4,313	9,985
Marion	10,994	24,616	35,610	McCreary	152	594	746
Meade	9,274	11,497	20,771	Magoffin	717	740	1,457
Metcalfe	5,493	24,339	29,832	Martin	21	131	152
Monroe	5,105	34,551	39,656	Menifee	1,201	1,072	2,273
Nelson	11,385	23,461	34,846	Morgan	2,228	2,415	4,643
Russell	5,033	14,050	19,083	Owsley	699	502	1,201
Taylor	8,927	13,876	22,803	Perry	283	301	584
Warren	26,619	45,424	72,043	Pike	70	459	529
DISTRICT 3	227,864	489,342	717,206	Powell	1,279	1,416	2,695
Boone	9,499	8,192	17,691	Pulaski	13,274	22,302	35,576
Bracken	5,109	5,177	10,286	Rockcastle	3,204	5,727	8,931
Campbell	2,482	2,928	5,410	Rowan	1,864	1,897	3,761
Carroll	5,100	2,156	7,256	Wayne	6,312	51,333	57,645
Gallatin	2,467	1,603	4,070	Whitley	1,526	3,964	5,490
Grant	4,598	10,193	14,791	Wolfe	1,305	936	2,241
Henry	13,240	11,464	24,704	DISTRICT 6	64,524	125,710	190,234
Kenton	2,024	2,615	4,639	KENTUCKY	1,270,242	2,701,116	3,971,358
Oldham	7,887	18,034	25,921	TOP PRODUCING COUNTIES (000 Dollars)			
Owen	7,278	6,505	13,783	Woodford	373,317		
Pendleton	6,119	4,372	10,491	Fayette	354,260		
Trimble	4,729	2,702	7,431	Graves	198,205		
DISTRICT 4	70,532	75,941	146,473	Bourbon	136,204		
				Webster	112,901		

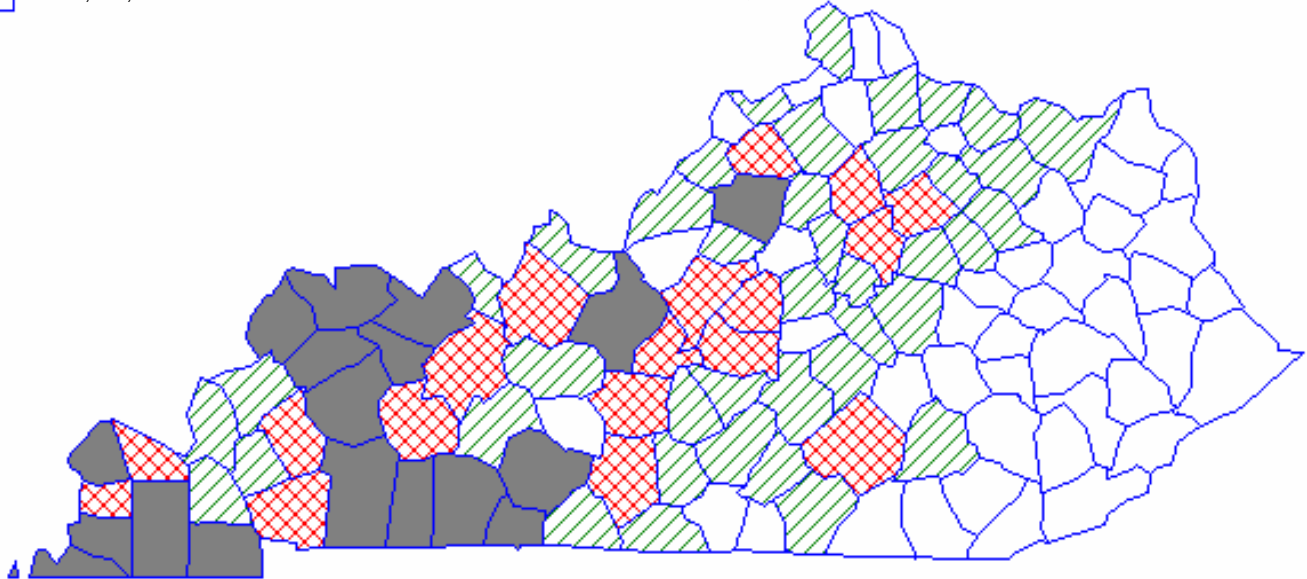
^{1/}May not sum due to rounding.

CROP CASH RECEIPTS - 2005

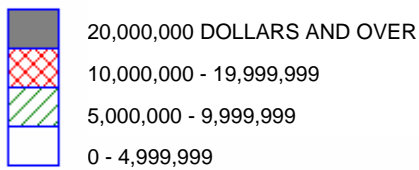


TOP FIVE COUNTIES (1,000 DOLLARS)

1. CHRISTIAN	- 69,920
2. LOGAN	- 58,107
3. DAVIESS	- 55,880
4. GRAVES	- 52,045
5. HENDERSON	- 48,835



LIVESTOCK CASH RECEIPTS - 2005



TOP FIVE COUNTIES (1,000 DOLLARS)

1. WOODFORD	- 365,407
2. FAYETTE	- 341,878
3. GRAVES	- 146,160
4. BOURBON	- 120,688
5. WEBSTER	- 88,116

