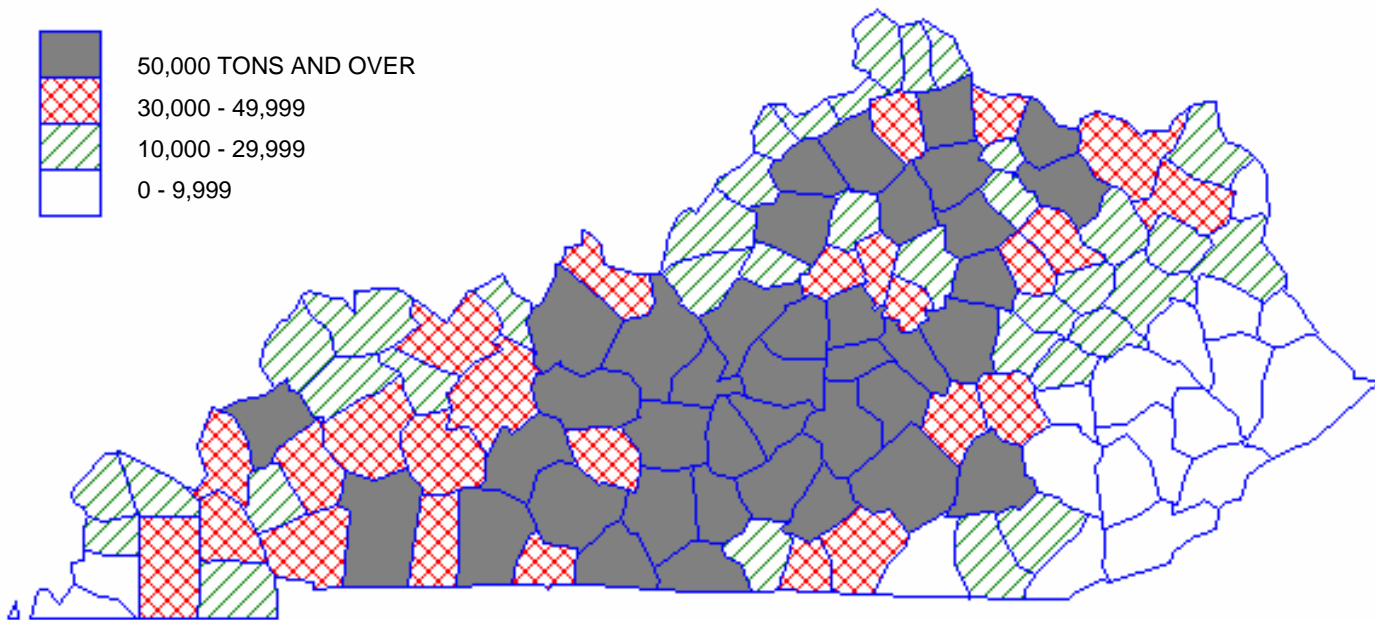


ALL OTHER HAY COUNTY ESTIMATES – 2005 ^{1/}

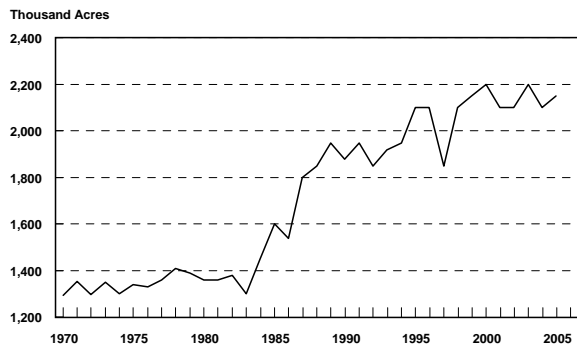
| District and County | Acres Harv. | Yield Harv. Acre | Production (Tons) | District and County | Acres Harv. | Yield Harv. Acre | Production (Tons) |
|---------------------|----------------|------------------|-------------------|-------------------------------|------------------|------------------|-------------------|
| Ballard | 6,600 | 2.6 | 17,160 | Anderson | 18,000 | 1.7 | 30,600 |
| Calloway | 11,900 | 2.3 | 27,370 | Bath | 21,000 | 2.3 | 48,300 |
| Carlisle | 5,300 | 3.0 | 15,900 | Bourbon | 38,700 | 1.9 | 73,530 |
| Fulton | 1,900 | 2.7 | 5,130 | Boyle | 26,800 | 2.1 | 56,280 |
| Graves | 14,800 | 2.2 | 32,560 | Clark | 33,200 | 1.9 | 63,080 |
| Hickman | 2,700 | 2.3 | 6,210 | Fayette | 16,000 | 1.6 | 25,600 |
| Livingston | 19,600 | 2.0 | 39,200 | Fleming | 28,500 | 1.9 | 54,150 |
| Lyon | 6,000 | 2.1 | 12,600 | Franklin | 16,800 | 1.7 | 28,560 |
| McCracken | 5,700 | 2.2 | 12,540 | Garrard | 27,200 | 2.6 | 70,720 |
| Marshall | 12,200 | 2.5 | 30,500 | Harrison | 36,000 | 1.8 | 64,800 |
| Trigg | 15,100 | 2.2 | 33,220 | Jessamine | 17,300 | 1.9 | 32,870 |
| DISTRICT 1 | 101,800 | 2.28 | 232,390 | Lincoln | 30,100 | 2.7 | 81,270 |
| Caldwell | 15,100 | 2.1 | 31,710 | Madison | 47,600 | 3.0 | 142,800 |
| Christian | 26,000 | 2.6 | 67,600 | Mason | 24,300 | 2.1 | 51,030 |
| Crittenden | 22,000 | 2.5 | 55,000 | Mercer | 31,500 | 2.9 | 91,350 |
| Daviess | 16,700 | 2.3 | 38,410 | Montgomery | 20,200 | 2.0 | 40,400 |
| Hancock | 7,200 | 3.0 | 21,600 | Nicholas | 22,900 | 1.2 | 27,480 |
| Henderson | 7,900 | 2.1 | 16,590 | Robertson | 7,900 | 1.7 | 13,430 |
| Hopkins | 17,700 | 1.8 | 31,860 | Scott | 28,000 | 1.9 | 53,200 |
| Logan | 35,600 | 2.3 | 81,880 | Shelby | 37,200 | 1.6 | 59,520 |
| McLean | 5,200 | 2.2 | 11,440 | Spencer | 15,900 | 1.7 | 27,030 |
| Muhlenberg | 19,600 | 2.1 | 41,160 | Washington | 41,300 | 2.3 | 94,990 |
| Ohio | 18,800 | 2.5 | 47,000 | Woodford | 16,500 | 1.9 | 31,350 |
| Simpson | 13,900 | 2.5 | 34,750 | DISTRICT 5 | 602,900 | 2.09 | 1,262,340 |
| Todd | 14,300 | 2.4 | 34,320 | Bell | 1,000 | 1.4 | 1,400 |
| Union | 7,700 | 2.3 | 17,710 | Boyd | 3,500 | 2.2 | 7,700 |
| Webster | 10,000 | 2.7 | 27,000 | Breathitt | 1,200 | 2.1 | 2,520 |
| DISTRICT 2 | 237,700 | 2.35 | 558,030 | Carter | 12,000 | 2.5 | 30,000 |
| Adair | 41,200 | 2.6 | 107,120 | Clay | 4,000 | 1.7 | 6,800 |
| Allen | 40,800 | 2.4 | 97,920 | Elliott | 7,100 | 2.4 | 17,040 |
| Barren | 67,300 | 2.5 | 168,250 | Estill | 8,800 | 1.9 | 16,720 |
| Breckinridge | 42,500 | 2.6 | 110,500 | Floyd | 900 | 2.7 | 2,430 |
| Bullitt | 10,300 | 1.8 | 18,540 | Greenup | 11,600 | 2.2 | 25,520 |
| Butler | 19,500 | 2.6 | 50,700 | Jackson | 14,200 | 2.3 | 32,660 |
| Casey | 33,700 | 2.7 | 90,990 | Johnson | 2,100 | 2.1 | 4,410 |
| Clinton | 16,400 | 2.7 | 44,280 | Knox | 7,600 | 2.0 | 15,200 |
| Cumberland | 13,600 | 2.1 | 28,560 | Laurel | 27,100 | 2.0 | 54,200 |
| Edmonson | 17,900 | 2.6 | 46,540 | Lawrence | 4,300 | 2.4 | 10,320 |
| Grayson | 41,500 | 2.9 | 120,350 | Lee | 4,400 | 2.4 | 10,560 |
| Green | 34,000 | 2.5 | 85,000 | Lewis | 17,000 | 2.1 | 35,700 |
| Hardin | 36,000 | 2.8 | 100,800 | McCreary | 3,200 | 1.7 | 5,440 |
| Hart | 31,000 | 2.4 | 74,400 | Magoffin | 2,400 | 1.8 | 4,320 |
| Jefferson | 7,600 | 1.5 | 11,400 | Menifee | 5,900 | 2.7 | 15,930 |
| Larue | 28,200 | 2.1 | 59,220 | Morgan | 11,400 | 2.5 | 28,500 |
| Marion | 36,400 | 2.6 | 94,640 | Owsley | 2,600 | 1.2 | 3,120 |
| Meade | 19,500 | 2.5 | 48,750 | Perry | 1,100 | 3.6 | 3,960 |
| Metcalfe | 27,700 | 2.4 | 66,480 | Pike | 600 | 2.8 | 1,680 |
| Monroe | 36,500 | 3.2 | 116,800 | Powell | 4,300 | 2.4 | 10,320 |
| Nelson | 37,300 | 1.9 | 70,870 | Pulaski | 56,800 | 2.7 | 153,360 |
| Russell | 22,500 | 2.5 | 56,250 | Rockcastle | 15,200 | 2.4 | 36,480 |
| Taylor | 26,500 | 2.7 | 71,550 | Rowan | 10,300 | 1.5 | 15,450 |
| Warren | 48,800 | 2.4 | 117,120 | Wayne | 19,800 | 2.4 | 47,520 |
| DISTRICT 3 | 736,700 | 2.52 | 1,857,030 | Whitley | 13,500 | 1.9 | 25,650 |
| Boone | 13,800 | 1.8 | 24,840 | Wolfe | 6,100 | 2.2 | 13,420 |
| Bracken | 16,200 | 2.1 | 34,020 | Other Counties ^{2/} | 1,100 | 2.09 | 2,300 |
| Campbell | 11,700 | 1.5 | 17,550 | DISTRICT 6 | 281,100 | 2.28 | 640,630 |
| Carroll | 9,300 | 2.4 | 22,320 | KENTUCKY | 2,150,000 | 2.30 | 4,945,000 |
| Gallatin | 5,100 | 2.0 | 10,200 | TOP PRODUCING COUNTIES | | | |
| Grant | 20,500 | 2.1 | 43,050 | (Tons) | | | |
| Henry | 33,600 | 2.2 | 73,920 | Barren | | 168,250 | |
| Kenton | 10,800 | 2.1 | 22,680 | Pulaski | | 153,360 | |
| Oldham | 7,000 | 2.1 | 14,700 | Madison | | 142,800 | |
| Owen | 28,700 | 2.1 | 60,270 | Grayson | | 120,350 | |
| Pendleton | 25,500 | 2.1 | 53,550 | Warren | | 117,120 | |
| Trimble | 7,600 | 2.3 | 17,480 | | | | |
| DISTRICT 4 | 189,800 | 2.08 | 394,580 | | | | |

^{1/}Excludes Alfalfa. ^{2/}Less than 500 acres harvested included in "Other Counties".

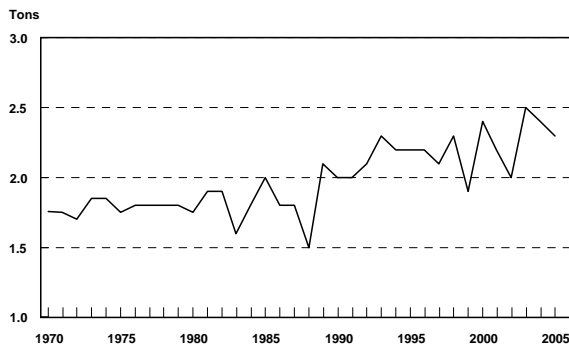
ALL OTHER HAY PRODUCTION – 2005



**Kentucky All Other Hay
Acres Harvested
(1970 - 2005)**



**Kentucky All Other Hay
Yield Per Harvested Acre
(1970 - 2005)**



**Kentucky All Other Hay
Production
(1970 - 2005)**

