

## ALFALFA HAY COUNTY ESTIMATES – 2005

District and County	Acres Harv.	Yield Harv. Acre	Production (Tons)	District and County	Acres Harv.	Yield Harv. Acre	Production (Tons)
Ballard	800	4.5	3,600	Anderson	2,000	3.1	6,200
Calloway	500	3.5	1,750	Bath	2,800	3.1	8,680
Lyon	500	2.6	1,300	Bourbon	7,200	3.0	21,600
Other Counties <sup>1/</sup>	2,300	2.56	5,890	Boyle	2,600	2.5	6,500
<b>DISTRICT 1</b>	<b>4,100</b>	<b>3.06</b>	<b>12,540</b>	Clark	2,500	4.1	10,250
Caldwell	2,000	3.0	6,000	Fayette	2,400	5.1	12,240
Christian	3,500	3.9	13,650	Fleming	13,600	3.2	43,520
Crittenden	900	2.4	2,160	Franklin	1,700	2.0	3,400
Daviess	1,000	3.7	3,700	Garrard	4,300	3.2	13,760
Hancock	600	5.6	3,360	Harrison	5,700	3.3	18,810
Henderson	1,200	3.0	3,600	Jessamine	2,200	2.9	6,380
Logan	2,300	3.7	8,510	Lincoln	10,000	2.8	28,000
Ohio	600	3.0	1,800	Madison	3,000	3.0	9,000
Simpson	1,900	4.0	7,600	Mason	10,500	3.0	31,500
Todd	1,500	4.3	6,450	Mercer	7,400	3.3	24,420
Union	700	3.5	2,450	Montgomery	2,200	2.9	6,380
Webster	600	5.0	3,000	Nicholas	4,700	2.2	10,340
Other Counties <sup>1/</sup>	1,200	3.34	4,010	Robertson	700	3.3	2,310
<b>DISTRICT 2</b>	<b>18,000</b>	<b>3.68</b>	<b>66,290</b>	Scott	4,100	2.9	11,890
Adair	2,500	3.3	8,250	Shelby	9,400	2.7	25,380
Allen	1,800	3.4	6,120	Spencer	3,200	4.0	12,800
Barren	8,600	2.9	24,940	Washington	4,200	3.2	13,440
Breckinridge	2,500	3.3	8,250	Woodford	3,600	3.1	11,160
Bullitt	1,500	2.5	3,750	<b>DISTRICT 5</b>	<b>110,000</b>	<b>3.07</b>	<b>337,960</b>
Butler	500	2.6	1,300	Carter	1,100	2.3	2,530
Casey	3,800	3.6	13,680	Estill	900	1.7	1,530
Clinton	600	3.3	1,980	Greenup	800	2.9	2,320
Cumberland	600	3.0	1,800	Jackson	1,000	2.6	2,600
Edmonson	900	3.5	3,150	Laurel	1,200	3.7	4,440
Grayson	2,300	2.6	5,980	Lewis	2,500	2.4	6,000
Green	2,300	3.9	8,970	Morgan	800	4.0	3,200
Hardin	6,700	3.8	25,460	Powell	500	3.5	1,750
Hart	9,600	2.9	27,840	Pulaski	4,000	2.9	11,600
Jefferson	800	3.0	2,400	Rockcastle	2,300	3.6	8,280
Larue	3,500	4.0	14,000	Rowan	600	3.3	1,980
Marion	3,600	3.7	13,320	Wayne	900	3.1	2,790
Meade	5,500	5.0	27,500	Other Counties <sup>1/</sup>	2,700	2.47	6,660
Metcalfe	3,200	3.7	11,840	<b>DISTRICT 6</b>	<b>19,300</b>	<b>2.88</b>	<b>55,680</b>
Monroe	1,300	4.6	5,980	<b>KENTUCKY</b>	<b>260,000</b>	<b>3.20</b>	<b>832,000</b>
Nelson	6,200	3.0	18,600				
Russell	1,600	3.8	6,080				
Taylor	2,200	2.9	6,380				
Warren	3,800	3.4	12,920				
<b>DISTRICT 3</b>	<b>75,900</b>	<b>3.43</b>	<b>260,490</b>				
Boone	2,000	3.6	7,200				
Bracken	3,500	3.3	11,550				
Campbell	900	2.6	2,340				
Carroll	1,200	2.9	3,480				
Gallatin	900	4.7	4,230				
Grant	3,300	3.2	10,560				
Henry	6,200	2.9	17,980				
Kenton	1,700	4.5	7,650				
Oldham	2,100	2.5	5,250				
Owen	4,900	2.4	11,760				
Pendleton	3,200	2.7	8,640				
Trimble	2,800	3.0	8,400				
<b>DISTRICT 4</b>	<b>32,700</b>	<b>3.03</b>	<b>99,040</b>				

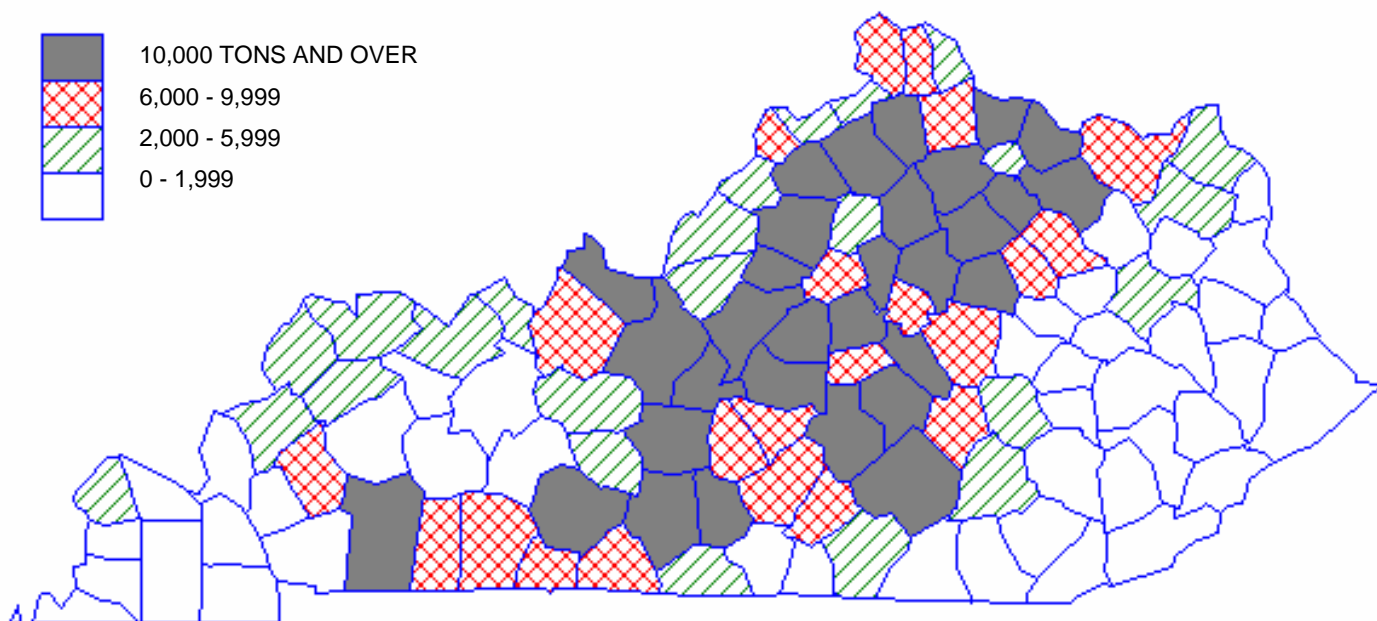
### TOP PRODUCING COUNTIES

(Tons)

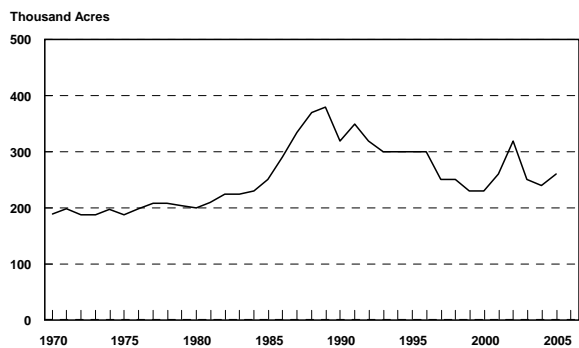
Fleming	43,520
Mason	31,500
Lincoln	28,000
Hart	27,840
Meade	27,500

<sup>1/</sup>Less than 500 acres harvested included in "Other Counties".

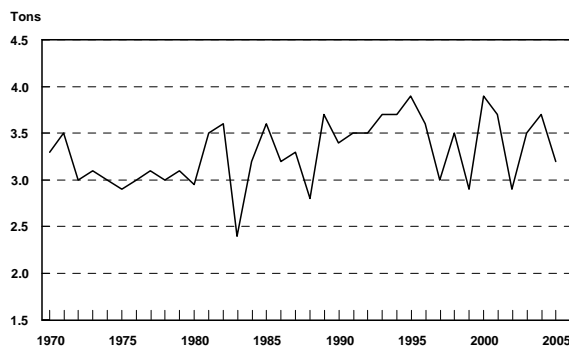
# ALFALFA HAY PRODUCTION – 2005



**Kentucky Alfalfa Hay Acres Harvested (1970 - 2005)**



**Kentucky Alfalfa Hay Yield Per Harvested Acre (1970 - 2005)**



**Kentucky Alfalfa Hay Production (1970 - 2005)**

