

## PRICES RECEIVED BY FARMERS IN KENTUCKY BY MONTHS, 1995 – 2004

| Year   | Nov          | Dec          | Jan<br><u>1/</u> | Feb<br><u>1/</u> | Mar<br><u>1/</u> | Apr<br><u>1/</u> | May | Jun | Jul | Aug | Sep | Oct | Marketing<br>Year<br>Avg |
|--|--------------|--------------|------------------|------------------|------------------|------------------|-----|-----|-----|-----|-----|-----|--------------------------|
| <b>BURLEY TOBACCO - TYPE 31</b><br>(CENTS PER POUND) |              |              |                  |                  |                  |                  |     |     |     |     |     |     |                          |
| 1995   | 184.5        | 185.0        | 187.5            | 187.5            | -                | -                | -   | -   | -   | -   | -   | -   | 185.7                    |
| 1996   | 192.5        | 192.5        | 192.5            | 190.0            | -                | -                | -   | -   | -   | -   | -   | -   | 192.2                    |
| 1997   | 190.5        | 192.0        | 188.5            | 181.0            | 175.5            | 170.0            | -   | -   | -   | -   | -   | -   | 188.6                    |
| 1998   | 191.0        | 191.0        | 190.0            | 185.0            | 162.5            | -                | -   | -   | -   | -   | -   | -   | 190.3                    |
| 1999   | 189.5        | 191.0        | 190.5            | 187.5            | 177.0            | -                | -   | -   | -   | -   | -   | -   | 190.0                    |
| 2000 <u>2/</u>                                       | 197.5        | 198.5        | 195.5            | 193.0            | -                | -                | -   | -   | -   | -   | -   | -   | 196.8                    |
| 2001   | 198.0        | 198.5        | 197.5            | 196.0            | -                | -                | -   | -   | -   | -   | -   | -   | 197.7                    |
| 2002   | 198.0        | 198.5        | 198.5            | 194.0            | 176.0            | -                | -   | -   | -   | -   | -   | -   | 198.0                    |
| 2003   | 199.0        | 198.5        | 198.0            | 195.5            | -                | -                | -   | -   | -   | -   | -   | -   | 198.2                    |
| <b>2004</b>  | <b>200.0</b> | <b>200.0</b> | <b>200.0</b>     | <b>199.0</b>     | <b>200.0</b>     | -                | -   | -   | -   | -   | -   | -   | <b>200.0</b>             |

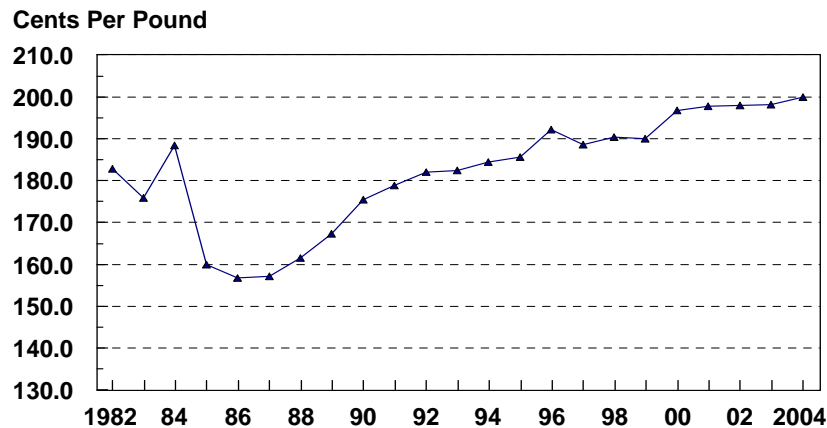
1/Following year. 2/Beginning in 2000 includes contract sales.

## PRICES RECEIVED BY FARMERS IN KENTUCKY BY YEAR, 1995 – 2004

| Crop<br>Year  | Eastern Dark<br>Fire-Cured Tobacco<br>(Type 22) | Western Dark<br>Fire-Cured Tobacco<br>(Type 23) | One Sucker<br>Tobacco<br>(Type 35) | Green River<br>Tobacco<br>(Type 36) |
|---|---|---|------------------------------------|-------------------------------------|
| <b>OTHER TOBACCO <u>1/</u></b><br>(CENTS PER POUND) |   |   |                                    |                                     |
| 1995  | 217.8   | 214.5   | 177.4                              | 174.5                               |
| 1996  | 224.6   | 223.3   | 194.5                              | 197.9                               |
| 1997  | 226.8   | 224.2   | 201.1                              | 203.4                               |
| 1998  | 225.9   | 215.9   | 195.2                              | 197.4                               |
| 1999  | 231.2   | 226.0   | 206.6                              | 198.2                               |
| 2000  | 220.1   | 208.2   | 196.5                              | 194.0                               |
| 2001  | 219.5   | 210.1   | 183.5                              | 182.2                               |
| 2002  | 239.8   | 236.2   | 213.5                              | 206.1                               |
| 2003  | 248.0   | 245.0   | 222.3                              | 208.6                               |
| <b>2004</b>   | <b>254.8</b>                                    | <b>252.0</b>                                    | <b>225.5</b>                       | <b>210.2</b>                        |

1/Marketing Year Average. Prices include country sales.

### 1982 - 2004 BURLEY TOBACCO PRICES MARKETING YEAR AVERAGE

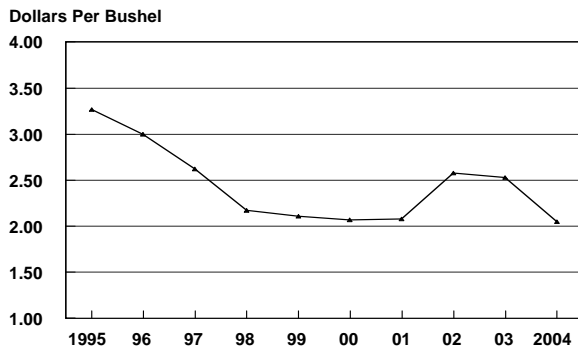


## PRICES RECEIVED BY FARMERS IN KENTUCKY BY MONTHS, 1995 - 2005

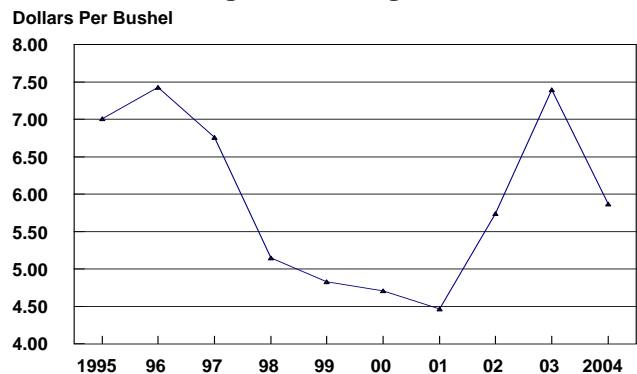
| Year  | Jan         | Feb         | Mar         | Apr         | May         | Jun         | Jul  | Aug  | Sep  | Oct  | Nov  | Dec  | Marketing<br>Year<br>Avg <sup>1/</sup> |
|---|-------------|-------------|-------------|-------------|-------------|-------------|------|------|------|------|------|------|--|
| <b>CORN</b><br>(DOLLARS PER BUSHEL)         |             |             |             |             |             |             |      |      |      |      |      |      |  |
| 1995  | 2.44        | 2.42        | 2.49        | 2.54        | 2.62        | 2.72        | 2.82 | 2.78 | 2.72 | 2.91 | 3.12 | 3.23 | 3.27                                   |
| 1996  | 3.23        | 3.59        | 3.98        | 4.00        | 4.55        | 4.67        | 5.12 | 4.08 | 3.36 | 2.94 | 2.78 | 2.79 | 3.00                                   |
| 1997  | 3.00        | 2.85        | 2.93        | 3.04        | 2.94        | 2.78        | 2.61 | 2.67 | 2.55 | 2.67 | 2.68 | 2.74 | 2.62                                   |
| 1998  | 2.76        | 2.74        | 2.75        | 2.58        | 2.51        | 2.48        | 2.34 | 2.02 | 1.94 | 2.15 | 2.29 | 2.22 | 2.17                                   |
| 1999  | 2.31        | 2.24        | 2.29        | 2.27        | 2.23        | 2.21        | 1.94 | 1.95 | 1.97 | 1.95 | 1.96 | 2.22 | 2.11                                   |
| 2000  | 2.17        | 2.23        | 2.26        | 2.29        | 2.35        | 2.19        | 1.85 | 1.95 | 1.85 | 1.85 | 2.00 | 2.23 | 2.07                                   |
| 2001  | 2.18        | 2.28        | 2.20        | 2.08        | 2.08        | 2.07        | 2.12 | 2.13 | 2.00 | 1.90 | 1.94 | 2.16 | 2.08                                   |
| 2002  | 2.15        | 2.14        | 2.10        | 1.99        | 2.01        | 2.14        | 2.32 | 2.39 | 2.55 | 2.46 | 2.60 | 2.56 | 2.58                                   |
| 2003 <sup>2/</sup>                          | 2.55        | 2.70        | 2.58        | 2.61        | 2.78        | 2.72        | 2.57 | 2.32 | 2.24 | 2.27 | 2.39 | 2.45 | 2.53                                   |
| 2004  | 2.48        | 2.74        | 2.90        | 3.09        | 3.06        | 3.05        | 2.71 | 2.40 | 2.33 | 2.16 | 2.11 | 2.12 | 2.05                                   |
| <b>2005</b>                                 | <b>2.36</b> | <b>2.13</b> | <b>2.20</b> | <b>2.19</b> | <b>2.21</b> | <b>2.26</b> |      |      |      |      |      |      |  |
| <b>WINTER WHEAT</b><br>(DOLLARS PER BUSHEL) |             |             |             |             |             |             |      |      |      |      |      |      |  |
| 1995  | 3.71        | 3.55        | 3.44        | 3.15        | 3.31        | 3.70        | 3.81 | 3.99 | 3.92 | 4.19 | 4.41 | 4.70 | 3.84                                   |
| 1996  | 4.21        | 4.97        | 4.83        | 6.13        | 5.96        | 4.47        | 4.31 | 4.38 | 4.27 | 4.06 | 3.88 | 3.80 | 4.33                                   |
| 1997  | 3.84        | 3.57        | 3.73        | 3.50        | 3.80        | 3.32        | 3.18 | 3.41 | 3.45 | 3.31 | 3.02 | 3.28 | 3.24                                   |
| 1998  | 3.31        | 2.97        | 3.13        | 2.68        | 2.83        | 2.50        | 2.15 | 2.06 | 1.97 | 2.18 | 2.28 | 2.10 | 2.26                                   |
| 1999  | 2.51        | 2.38        | 2.13        | 2.03        | 1.98        | 2.21        | 2.08 | 2.16 | 2.20 | 2.00 | 2.21 | 2.21 | 2.19                                   |
| 2000  | 2.50        | 2.32        | 2.66        | 2.15        | 2.32        | 2.34        | 2.10 | 2.06 | 2.04 | 1.96 | 2.14 | 2.31 | 2.26                                   |
| 2001  | 2.31        | 2.58        | 2.69        | 2.15        | 2.40        | 2.35        | 2.47 | 2.58 | 2.45 | 2.40 | 2.58 | 2.76 | 2.50                                   |
| 2002  | 2.75        | 2.83        | 2.71        | 2.58        | 2.48        | 2.67        | 2.94 | 3.09 | 3.38 | 3.42 | 3.38 | 3.67 | 3.01                                   |
| 2003 <sup>2/</sup>                          | 3.49        | 3.40        | 3.14        | 3.06        | 3.25        | 3.12        | 3.08 | 3.38 | 3.32 | 3.07 | 3.49 | 3.31 | 3.17                                   |
| 2004  | 3.25        | 3.44        | 3.90        | 3.54        | 3.39        | 3.15        | 2.91 | 2.97 | 2.55 | 2.64 | 2.51 | 2.89 | 2.96                                   |
| <b>2005</b>                                 | <b>3.10</b> | <b>2.93</b> | <b>2.77</b> | <b>3.17</b> | <b>2.69</b> | <b>3.22</b> |      |      |      |      |      |      |  |
| <b>SOYBEANS</b><br>(DOLLARS PER BUSHEL)     |             |             |             |             |             |             |      |      |      |      |      |      |  |
| 1995  | 5.64        | 5.73        | 5.71        | 5.75        | 5.82        | 5.94        | 6.16 | 6.09 | 6.25 | 6.39 | 6.66 | 6.91 | 7.01                                   |
| 1996  | 7.03        | 7.33        | 7.34        | 7.75        | 8.04        | 7.64        | 8.02 | 8.04 | 7.96 | 7.06 | 7.06 | 7.23 | 7.43                                   |
| 1997  | 7.34        | 7.63        | 7.96        | 8.36        | 8.72        | 8.35        | 7.78 | 7.55 | 7.02 | 6.83 | 7.15 | 6.94 | 6.76                                   |
| 1998  | 6.89        | 6.78        | 6.57        | 6.41        | 6.38        | 6.30        | 6.28 | 5.66 | 5.27 | 5.40 | 5.63 | 5.52 | 5.15                                   |
| 1999  | 5.48        | 4.91        | 4.80        | 4.73        | 4.63        | 4.59        | 4.22 | 4.68 | 4.76 | 4.63 | 4.55 | 4.62 | 4.83                                   |
| 2000  | 4.85        | 5.06        | 5.16        | 5.29        | 5.40        | 5.12        | 4.66 | 4.74 | 4.81 | 4.62 | 4.58 | 4.94 | 4.71                                   |
| 2001  | 4.88        | 4.67        | 4.56        | 4.38        | 4.47        | 4.66        | 5.05 | 5.02 | 4.57 | 4.25 | 4.23 | 4.35 | 4.47                                   |
| 2002  | 4.45        | 4.46        | 4.54        | 4.69        | 4.78        | 5.06        | 5.62 | 5.54 | 5.56 | 5.56 | 5.72 | 5.65 | 5.74                                   |
| 2003 <sup>2/</sup>                          | 5.77        | 5.78        | 5.83        | 6.00        | 6.25        | 6.16        | 5.98 | 5.79 | 6.05 | 6.80 | 7.24 | 7.29 | 7.40                                   |
| 2004  | 7.25        | 8.11        | 9.04        | 9.82        | 8.94        | 9.12        | 8.71 | 6.59 | 6.01 | 5.76 | 5.65 | 5.61 | 5.87                                   |
| <b>2005</b>                                 | <b>5.82</b> | <b>5.65</b> | <b>6.12</b> | <b>6.17</b> | <b>6.49</b> | <b>6.84</b> |      |      |      |      |      |      |  |

<sup>1/</sup>Marketing year average is the weighted monthly price for the marketing year. Marketing year for Corn & Soybeans is September through August and for Winter Wheat is July through June. <sup>2/</sup>Revised.

**KENTUCKY CORN PRICES**  
Marketing Year Average, 1995 - 2004



**KENTUCKY SOYBEAN PRICES**  
Marketing Year Average, 1995 - 2004



## PRICES RECEIVED BY FARMERS IN KENTUCKY BY MONTHS, 1995 - 2005

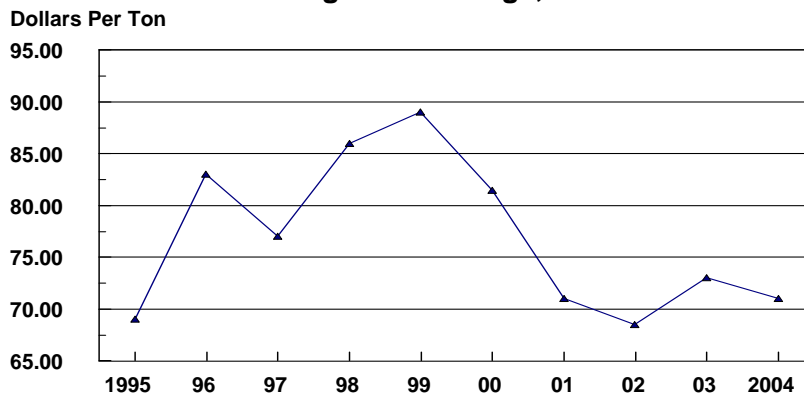
| Year                                       | Jan           | Feb           | Mar           | Apr           | May           | Jun           | Jul    | Aug    | Sep    | Oct    | Nov    | Dec    | Marketing Year Avg 1/ |
|--|---------------|---------------|---------------|---------------|---------------|---------------|--------|--------|--------|--------|--------|--------|-----------------------|
| <b>ALFALFA HAY 2/</b><br>(DOLLARS PER TON) |               |               |               |               |               |               |        |        |        |        |        |        |                       |
| 1995                                       | 110.00        | 110.00        | 102.00        | 99.00         | 99.00         | 95.00         | 95.00  | 95.00  | 96.00  | 105.00 | 106.00 | 95.00  | 98.00                 |
| 1996                                       | 96.00         | 103.00        | 108.00        | 107.00        | 104.00        | 98.00         | 107.00 | 118.00 | 117.00 | 114.00 | 112.00 | 106.00 | 108.00                |
| 1997                                       | 104.00        | 108.00        | 104.00        | 98.00         | 95.00         | 91.00         | 91.00  | 95.00  | 100.00 | 110.00 | 108.00 | 104.00 | 99.00                 |
| 1998                                       | 103.00        | 107.00        | 107.00        | 110.00        | 110.00        | 105.00        | 111.00 | 111.00 | 107.00 | 111.00 | 107.00 | 107.00 | 112.00                |
| 1999                                       | 110.00        | 125.00        | 123.00        | 125.00        | 119.00        | 118.00        | 120.00 | 120.00 | 120.00 | 120.00 | 123.00 | 120.00 | 120.00                |
| 2000                                       | 120.00        | 123.00        | 122.00        | 117.00        | 114.00        | 110.00        | 100.00 | 100.00 | 95.00  | 110.00 | 110.00 | 110.00 | 109.00                |
| 2001                                       | 110.00        | 125.00        | 110.00        | 110.00        | 100.00        | 100.00        | 95.00  | 90.00  | 95.00  | 95.00  | 105.00 | 100.00 | 99.50                 |
| 2002                                       | 110.00        | 105.00        | 105.00        | 95.00         | 95.00         | 95.00         | 100.00 | 95.00  | 105.00 | 100.00 | 105.00 | 110.00 | 102.00                |
| 2003 3/                                    | 100.00        | 105.00        | 105.00        | 105.00        | 110.00        | 110.00        | 110.00 | 115.00 | 110.00 | 115.00 | 115.00 | 110.00 | 107.00                |
| 2004                                       | 100.00        | 100.00        | 100.00        | 100.00        | 100.00        | 100.00        | 100.00 | 100.00 | 100.00 | 100.00 | 100.00 | 100.00 | 103.00                |
| <b>2005</b>                                | <b>105.00</b> | <b>105.00</b> | <b>110.00</b> | <b>110.00</b> | <b>115.00</b> | <b>115.00</b> |        |        |        |        |        |        |                       |

|  |              |              |              |              |              |              |       |       |       |       |       |       |       |
|--|--------------|--------------|--------------|--------------|--------------|--------------|-------|-------|-------|-------|-------|-------|-------|
| <b>ALL OTHER HAY 2/</b><br>(DOLLARS PER TON) |              |              |              |              |              |              |       |       |       |       |       |       |       |
| 1995   | 69.00        | 68.00        | 63.00        | 61.00        | 61.00        | 59.00        | 58.00 | 58.00 | 58.00 | 65.00 | 66.00 | 60.00 | 61.50 |
| 1996   | 60.00        | 65.00        | 67.00        | 66.00        | 64.00        | 66.00        | 73.00 | 80.00 | 77.00 | 74.00 | 72.00 | 68.00 | 70.50 |
| 1997   | 67.00        | 69.00        | 68.00        | 66.00        | 63.00        | 59.00        | 59.00 | 62.00 | 65.00 | 72.00 | 71.00 | 68.00 | 66.00 |
| 1998   | 67.00        | 70.00        | 70.00        | 72.00        | 73.00        | 68.00        | 72.00 | 72.00 | 70.00 | 72.00 | 70.00 | 70.00 | 73.00 |
| 1999   | 72.00        | 81.00        | 80.00        | 81.00        | 77.00        | 77.00        | 78.00 | 78.00 | 78.00 | 78.00 | 81.00 | 78.00 | 78.00 |
| 2000   | 78.00        | 80.00        | 79.00        | 76.00        | 74.00        | 72.00        | 65.00 | 65.00 | 62.00 | 72.00 | 72.00 | 72.00 | 70.00 |
| 2001   | 72.00        | 75.00        | 66.00        | 64.00        | 58.00        | 58.00        | 55.00 | 52.00 | 55.00 | 55.00 | 61.00 | 58.00 | 58.00 |
| 2002   | 64.00        | 61.00        | 61.00        | 52.00        | 55.00        | 55.00        | 58.00 | 55.00 | 61.00 | 58.00 | 61.00 | 64.00 | 59.00 |
| 2003 3/                                      | 58.00        | 61.00        | 61.00        | 61.00        | 64.00        | 64.00        | 64.00 | 67.00 | 64.00 | 67.00 | 67.00 | 64.00 | 62.50 |
| 2004   | 58.00        | 58.00        | 58.00        | 58.00        | 58.00        | 58.00        | 58.00 | 58.00 | 58.00 | 58.00 | 58.00 | 58.00 | 59.00 |
| <b>2005</b>                                  | <b>61.00</b> | <b>61.00</b> | <b>64.00</b> | <b>64.00</b> | <b>67.00</b> | <b>67.00</b> |       |       |       |       |       |       |       |

|  |              |              |              |              |              |              |       |       |       |       |       |       |       |
|--|--------------|--------------|--------------|--------------|--------------|--------------|-------|-------|-------|-------|-------|-------|-------|
| <b>ALL HAY 2/</b><br>(DOLLARS PER TON) |              |              |              |              |              |              |       |       |       |       |       |       |       |
| 1995                                   | 78.00        | 76.00        | 67.00        | 71.00        | 83.00        | 68.00        | 64.00 | 70.00 | 64.00 | 71.00 | 69.00 | 65.00 | 69.00 |
| 1996                                   | 68.00        | 72.00        | 72.00        | 77.00        | 92.00        | 78.00        | 85.00 | 99.00 | 91.00 | 77.00 | 82.00 | 76.00 | 83.00 |
| 1997                                   | 76.00        | 83.00        | 81.00        | 80.00        | 86.00        | 71.00        | 70.00 | 78.00 | 77.00 | 75.00 | 81.00 | 75.00 | 77.00 |
| 1998                                   | 76.00        | 83.00        | 84.00        | 88.00        | 95.00        | 82.00        | 86.00 | 92.00 | 83.00 | 75.00 | 80.00 | 78.00 | 86.00 |
| 1999                                   | 82.00        | 97.00        | 96.00        | 100.00       | 103.00       | 89.00        | 92.00 | 95.00 | 88.00 | 83.00 | 91.00 | 88.00 | 89.00 |
| 2000                                   | 88.00        | 90.00        | 88.00        | 93.00        | 92.00        | 83.00        | 75.00 | 81.00 | 72.00 | 80.00 | 80.00 | 83.00 | 81.50 |
| 2001                                   | 82.00        | 88.00        | 78.00        | 87.00        | 84.00        | 70.00        | 68.00 | 69.00 | 67.00 | 64.00 | 71.00 | 70.00 | 71.00 |
| 2002                                   | 76.00        | 72.00        | 73.00        | 73.00        | 67.00        | 62.00        | 63.00 | 68.00 | 73.00 | 67.00 | 71.00 | 74.00 | 68.50 |
| 2003 3/                                | 68.00        | 70.00        | 75.00        | 75.00        | 78.00        | 72.00        | 70.00 | 82.00 | 77.00 | 78.00 | 78.00 | 74.00 | 73.00 |
| 2004                                   | 68.00        | 67.00        | 71.00        | 72.00        | 75.00        | 65.00        | 65.00 | 69.00 | 72.00 | 70.00 | 71.00 | 68.00 | 71.00 |
| <b>2005</b>                            | <b>73.00</b> | <b>76.00</b> | <b>87.00</b> | <b>86.00</b> | <b>81.00</b> | <b>76.00</b> |       |       |       |       |       |       |       |

1/Marketing year for Hay is May - April. Marketing year average prices were computed by weighting monthly prices by the estimated percentage of sales made each month. 2/Baled. 3/Revised.

### ALL HAY AVERAGE PRICES Marketing Year Average, 1995 - 2004



## PRICES RECEIVED BY FARMERS IN KENTUCKY BY MONTHS, 1995 - 2005

| Year  | Jan           | Feb           | Mar           | Apr           | May           | Jun           | Jul    | Aug    | Sep    | Oct    | Nov    | Dec    | Annual<br>Avg<br><sup>1/</sup> |
|---|---------------|---------------|---------------|---------------|---------------|---------------|--------|--------|--------|--------|--------|--------|--------------------------------|
| <b>BEEF COWS <sup>2/</sup></b><br>(DOLLARS PER CWT.)          |               |               |               |               |               |               |        |        |        |        |        |        |                                |
| 1995  | 37.50         | 41.00         | 39.00         | 39.00         | 38.00         | 38.50         | 36.50  | 35.50  | 32.50  | 31.00  | 30.00  | 30.00  | 35.40                          |
| 1996  | 31.00         | 31.00         | 31.00         | 29.50         | 31.00         | 31.00         | 31.00  | 31.00  | 29.00  | 29.00  | 28.00  | 27.00  | 30.60                          |
| 1997  | 28.00         | 33.00         | 36.00         | 38.00         | 39.00         | 39.00         | 39.00  | 36.00  | 34.00  | 33.00  | 32.00  | 32.00  | 34.80                          |
| 1998  | 35.00         | 37.00         | 37.00         | 38.00         | 38.00         | 37.00         | 36.00  | 35.00  | 33.00  | 30.00  | 30.00  | 30.00  | 34.80                          |
| 1999  | 32.00         | 34.00         | 35.00         | 35.00         | 37.00         | 36.00         | 36.00  | 35.00  | 33.00  | 33.00  | 34.00  | 35.00  | 34.80                          |
| 2000  | 34.00         | 36.00         | 38.00         | 40.00         | 41.00         | 41.00         | 40.00  | 39.00  | 38.00  | 37.00  | 37.00  | 36.00  | 37.80                          |
| 2001  | 38.00         | 42.00         | 42.00         | 44.00         | 45.00         | 47.00         | 44.00  | 44.00  | 42.00  | 37.00  | 36.00  | 36.00  | 40.70                          |
| 2002  | 36.00         | 40.00         | 41.00         | 40.00         | 41.00         | 41.00         | 37.00  | 36.00  | 33.00  | 34.00  | 32.00  | 33.00  | 37.00                          |
| 2003  | 32.00         | 36.00         | 36.00         | 38.00         | 41.00         | 41.00         | 43.00  | 42.00  | 43.00  | 42.00  | 45.00  | 47.00  | 43.20                          |
| 2004  | 44.00         | 44.00         | 44.00         | 47.00         | 51.00         | 52.00         | 54.00  | 53.00  | 52.00  | 50.00  | 49.00  | 48.00  | 49.70                          |
| <b>2005</b>   | <b>47.00</b>  | <b>50.00</b>  | <b>50.00</b>  | <b>52.00</b>  | <b>55.00</b>  | <b>55.00</b>  |        |        |        |        |        |        |                                |
| <b>STEERS AND HEIFERS <sup>3/</sup></b><br>(DOLLARS PER CWT.) |               |               |               |               |               |               |        |        |        |        |        |        |                                |
| 1995  | 67.00         | 66.00         | 63.00         | 62.00         | 60.00         | 60.00         | 58.00  | 57.00  | 55.00  | 54.00  | 52.00  | 52.00  | 58.90                          |
| 1996  | 48.00         | 49.00         | 48.50         | 45.00         | 46.00         | 48.00         | 49.00  | 50.00  | 48.00  | 49.00  | 49.00  | 49.00  | 48.20                          |
| 1997  | 57.00         | 61.00         | 64.00         | 66.00         | 70.00         | 70.00         | 73.00  | 72.00  | 71.00  | 67.00  | 65.00  | 67.00  | 66.90                          |
| 1998  | 70.00         | 71.00         | 72.00         | 73.00         | 73.00         | 70.00         | 64.00  | 63.00  | 60.00  | 61.00  | 61.00  | 61.00  | 66.60                          |
| 1999  | 64.00         | 67.00         | 67.00         | 67.00         | 67.00         | 70.00         | 71.00  | 71.00  | 72.00  | 74.00  | 74.00  | 77.00  | 69.50                          |
| 2000  | 80.00         | 81.00         | 84.00         | 85.00         | 85.00         | 85.00         | 86.00  | 84.00  | 80.00  | 80.00  | 82.00  | 83.00  | 82.70                          |
| 2001  | 83.00         | 81.00         | 84.00         | 85.00         | 85.00         | 88.00         | 86.00  | 84.00  | 82.00  | 77.00  | 73.00  | 76.00  | 81.60                          |
| 2002  | 76.00         | 77.00         | 78.00         | 74.00         | 74.00         | 73.00         | 72.00  | 72.00  | 71.00  | 72.00  | 72.00  | 74.00  | 73.80                          |
| 2003  | 74.00         | 73.00         | 73.00         | 76.00         | 78.00         | 80.00         | 83.00  | 85.00  | 89.00  | 88.00  | 87.00  | 88.00  | 81.20                          |
| 2004  | 84.00         | 85.00         | 89.00         | 91.00         | 97.00         | 103.00        | 105.00 | 108.00 | 103.00 | 100.00 | 97.00  | 95.00  | 95.10                          |
| <b>2005</b>   | <b>96.00</b>  | <b>97.00</b>  | <b>103.00</b> | <b>109.00</b> | <b>112.00</b> | <b>109.00</b> |        |        |        |        |        |        |                                |
| <b>BEEF CATTLE <sup>4/</sup></b><br>(DOLLARS PER CWT.)        |               |               |               |               |               |               |        |        |        |        |        |        |                                |
| 1995  | 59.90         | 60.00         | 57.20         | 56.50         | 54.70         | 54.80         | 52.80  | 51.80  | 49.60  | 48.50  | 46.70  | 46.70  | 53.30                          |
| 1996  | 43.90         | 44.70         | 44.30         | 41.30         | 42.40         | 43.90         | 44.70  | 45.40  | 45.00  | 43.40  | 44.00  | 43.70  | 43.80                          |
| 1997  | 50.00         | 54.30         | 57.30         | 59.30         | 62.60         | 62.60         | 64.80  | 63.40  | 62.10  | 58.80  | 57.10  | 58.60  | 59.20                          |
| 1998  | 61.60         | 63.10         | 63.60         | 64.60         | 64.50         | 62.10         | 57.30  | 56.30  | 53.30  | 53.60  | 53.60  | 53.60  | 59.00                          |
| 1999  | 56.30         | 59.10         | 59.30         | 59.30         | 59.80         | 61.80         | 62.60  | 62.40  | 62.60  | 64.20  | 64.40  | 66.90  | 59.30                          |
| 2000  | 69.00         | 70.20         | 73.00         | 74.20         | 74.40         | 74.40         | 75.00  | 73.20  | 69.90  | 69.40  | 71.20  | 71.70  | 71.90                          |
| 2001  | 72.20         | 71.60         | 73.90         | 75.20         | 75.40         | 78.20         | 75.90  | 74.40  | 72.40  | 67.40  | 64.10  | 66.40  | 71.70                          |
| 2002  | 66.40         | 68.10         | 69.10         | 65.80         | 66.10         | 65.30         | 63.60  | 63.40  | 61.90  | 62.90  | 62.40  | 64.20  | 64.90                          |
| 2003  | 63.90         | 64.10         | 64.10         | 66.90         | 69.10         | 70.60         | 73.40  | 74.70  | 78.00  | 77.00  | 76.90  | 78.20  | 72.30                          |
| 2004  | 74.40         | 75.20         | 78.20         | 80.40         | 86.00         | 90.80         | 92.80  | 94.80  | 90.80  | 88.00  | 85.50  | 83.70  | 84.30                          |
| <b>2005</b>   | <b>84.20</b>  | <b>85.70</b>  | <b>90.30</b>  | <b>95.30</b>  | <b>98.30</b>  | <b>96.00</b>  |        |        |        |        |        |        |                                |
| <b>CALVES <sup>5/</sup></b><br>(DOLLARS PER CWT.)             |               |               |               |               |               |               |        |        |        |        |        |        |                                |
| 1995  | 75.00         | 75.00         | 73.00         | 71.00         | 68.00         | 67.00         | 64.00  | 59.00  | 56.00  | 54.00  | 50.00  | 50.00  | 63.70                          |
| 1996  | 46.00         | 48.00         | 49.00         | 45.00         | 46.00         | 46.50         | 45.00  | 48.00  | 47.00  | 45.00  | 46.00  | 46.00  | 46.50                          |
| 1997  | 56.00         | 64.00         | 71.00         | 75.00         | 78.00         | 78.00         | 81.00  | 77.00  | 75.00  | 70.00  | 69.00  | 73.00  | 72.20                          |
| 1998  | 77.00         | 80.00         | 84.00         | 87.00         | 83.00         | 77.00         | 69.00  | 70.00  | 65.00  | 66.00  | 66.00  | 68.00  | 74.90                          |
| 1999  | 75.00         | 78.00         | 79.00         | 79.00         | 78.00         | 79.00         | 79.00  | 79.00  | 81.00  | 81.00  | 81.00  | 87.00  | 80.20                          |
| 2000  | 93.00         | 94.00         | 100.00        | 102.00        | 99.00         | 97.00         | 102.00 | 97.00  | 92.00  | 92.00  | 94.00  | 94.00  | 96.10                          |
| 2001  | 98.00         | 99.00         | 103.00        | 102.00        | 99.00         | 102.00        | 99.00  | 96.00  | 95.00  | 88.00  | 84.00  | 90.00  | 96.20                          |
| 2002  | 92.00         | 95.00         | 95.00         | 89.00         | 88.00         | 83.00         | 80.00  | 80.00  | 79.00  | 80.00  | 80.00  | 82.00  | 84.90                          |
| 2003  | 84.00         | 86.00         | 86.00         | 90.00         | 91.00         | 91.00         | 92.00  | 93.00  | 98.00  | 96.00  | 98.00  | 99.00  | 92.00                          |
| 2004  | 99.00         | 101.00        | 108.00        | 111.00        | 115.00        | 118.00        | 120.00 | 123.00 | 118.00 | 114.00 | 112.00 | 110.00 | 112.00                         |
| <b>2005</b>   | <b>113.00</b> | <b>117.00</b> | <b>126.00</b> | <b>132.00</b> | <b>133.00</b> | <b>131.00</b> |        |        |        |        |        |        |                                |

<sup>1/</sup>Annual average prices were computed by weighting monthly prices by the estimated percentage of sales made each month. <sup>2/</sup>Beef cows and cull dairy cows sold for slaughter. <sup>3/</sup>500 lbs. and over. <sup>4/</sup>"Steers and heifers" and "cows" combined. <sup>5/</sup>Under 500 lbs.

## PRICES RECEIVED BY FARMERS IN KENTUCKY BY MONTHS, 1995 - 2005

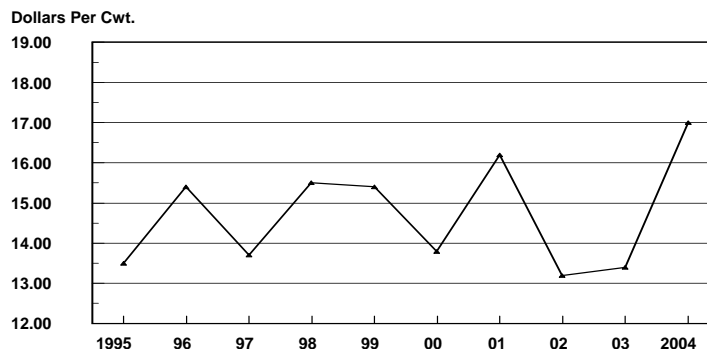
| Year                                   | Jan          | Feb | Mar | Apr          | May | Jun | Jul   | Aug | Sep | Oct   | Nov | Dec | Annual<br>Avg<br><small>1/</small> |
|--|--------------|-----|-----|--------------|-----|-----|-------|-----|-----|-------|-----|-----|------------------------------------|
| <b>MILK COWS</b><br>(DOLLARS PER HEAD) |              |     |     |              |     |     |       |     |     |       |     |     |                                    |
| 1995                                   | 1,030        | -   | -   | 1,050        | -   | -   | 1,040 | -   | -   | 1,020 | -   | -   | 1,040                              |
| 1996                                   | 1,000        | -   | -   | 990          | -   | -   | 990   | -   | -   | 1,000 | -   | -   | 1,000                              |
| 1997                                   | 1,000        | -   | -   | 1,050        | -   | -   | 1,040 | -   | -   | 1,020 | -   | -   | 1,030                              |
| 1998                                   | 1,000        | -   | -   | 1,000        | -   | -   | 1,040 | -   | -   | 1,090 | -   | -   | 1,030                              |
| 1999                                   | 1,140        | -   | -   | 1,170        | -   | -   | 1,180 | -   | -   | 1,290 | -   | -   | 1,200                              |
| 2000                                   | 1,240        | -   | -   | 1,250        | -   | -   | 1,310 | -   | -   | 1,310 | -   | -   | 1,280                              |
| 2001                                   | 1,320        | -   | -   | 1,340        | -   | -   | 1,540 | -   | -   | 1,650 | -   | -   | 1,460                              |
| 2002                                   | 1,540        | -   | -   | 1,650        | -   | -   | 1,580 | -   | -   | 1,450 | -   | -   | 1,550                              |
| 2003                                   | 1,350        | -   | -   | 1,330        | -   | -   | 1,310 | -   | -   | 1,360 | -   | -   | 1,340                              |
| 2004                                   | 1,310        | -   | -   | 1,550        | -   | -   | 1,640 | -   | -   | 1,640 | -   | -   | 1,540                              |
| <b>2005</b>                            | <b>1,550</b> | -   | -   | <b>1,690</b> | -   | -   | -     | -   | -   | -     | -   | -   | -                                  |

|  |              |              |              |              |              |              |       |       |       |       |       |       |       |
|--|--------------|--------------|--------------|--------------|--------------|--------------|-------|-------|-------|-------|-------|-------|-------|
| <b>MILK-FLUID MARKET <small>2/</small></b><br>(DOLLARS PER CWT.) |              |              |              |              |              |              |       |       |       |       |       |       |       |
| 1995   | 13.60        | 13.40        | 13.30        | 13.30        | 13.50        | 13.00        | 12.90 | 13.40 | 13.30 | 13.80 | 14.40 | 14.50 | 13.50 |
| 1996   | 14.90        | 14.80        | 14.60        | 14.40        | 14.60        | 15.10        | 15.70 | 16.00 | 16.50 | 17.00 | 17.10 | 15.60 | 15.50 |
| 1997   | 13.70        | 13.50        | 13.90        | 14.10        | 14.10        | 13.30        | 12.60 | 12.70 | 13.00 | 14.20 | 15.00 | 15.00 | 13.80 |
| 1998   | 15.00        | 15.40        | 15.20        | 14.80        | 14.40        | 14.10        | 12.90 | 15.10 | 16.80 | 17.40 | 17.50 | 18.20 | 15.50 |
| 1999   | 18.80        | 18.50        | 17.70        | 12.20        | 13.20        | 13.60        | 13.30 | 13.50 | 15.80 | 17.50 | 17.90 | 13.30 | 15.40 |
| 2000   | 13.10        | 13.00        | 13.00        | 13.10        | 13.60        | 13.90        | 14.40 | 14.30 | 14.30 | 14.10 | 14.60 | 14.70 | 13.80 |
| 2001   | 14.90        | 14.40        | 15.10        | 15.70        | 16.70        | 17.30        | 17.60 | 18.00 | 18.10 | 16.70 | 16.60 | 14.10 | 16.20 |
| 2002   | 14.30        | 13.90        | 13.50        | 13.40        | 13.00        | 12.80        | 12.80 | 12.80 | 12.70 | 12.90 | 13.00 | 12.90 | 13.20 |
| 2003   | 12.80        | 12.40        | 12.00        | 11.90        | 12.10        | 12.00        | 12.50 | 13.50 | 15.60 | 16.10 | 15.70 | 15.40 | 13.40 |
| 2004   | 14.20        | 14.40        | 15.70        | 16.70        | 20.20        | 20.40        | 19.00 | 16.20 | 16.50 | 16.70 | 16.80 | 17.00 | 17.00 |
| <b>2005</b>  | <b>17.30</b> | <b>15.90</b> | <b>16.70</b> | <b>15.90</b> | <b>15.80</b> | <b>15.50</b> | -     | -     | -     | -     | -     | -     | -     |

|  |              |              |              |              |              |              |       |       |       |       |       |       |       |
|--|--------------|--------------|--------------|--------------|--------------|--------------|-------|-------|-------|-------|-------|-------|-------|
| <b>MILK-WHOLESALE, ALL</b><br>(DOLLARS PER CWT.) |              |              |              |              |              |              |       |       |       |       |       |       |       |
| 1995   | 13.50        | 13.30        | 13.20        | 13.20        | 13.50        | 13.00        | 12.80 | 13.30 | 13.30 | 13.70 | 14.30 | 14.40 | 13.50 |
| 1996   | 14.90        | 14.80        | 14.60        | 14.30        | 14.60        | 15.00        | 15.70 | 15.90 | 16.50 | 17.00 | 17.00 | 15.50 | 15.40 |
| 1997   | 13.70        | 13.40        | 13.90        | 14.00        | 14.00        | 13.20        | 12.50 | 12.60 | 13.00 | 14.20 | 15.00 | 15.00 | 13.70 |
| 1998   | 15.00        | 15.30        | 15.10        | 14.70        | 14.30        | 14.10        | 12.90 | 15.10 | 16.80 | 17.40 | 17.50 | 18.20 | 15.50 |
| 1999   | 18.70        | 18.40        | 17.60        | 12.20        | 13.10        | 13.60        | 13.30 | 13.50 | 15.70 | 17.40 | 17.80 | 13.30 | 15.40 |
| 2000   | 13.10        | 13.00        | 13.00        | 13.10        | 13.60        | 13.90        | 14.40 | 14.30 | 14.30 | 14.10 | 14.50 | 14.60 | 13.80 |
| 2001   | 14.80        | 14.40        | 15.10        | 15.70        | 16.70        | 17.30        | 17.60 | 18.00 | 18.10 | 16.70 | 16.60 | 14.10 | 16.20 |
| 2002   | 14.30        | 13.90        | 13.50        | 13.40        | 13.00        | 12.80        | 12.80 | 12.80 | 12.70 | 12.90 | 13.00 | 12.90 | 13.20 |
| 2003   | 12.80        | 12.40        | 12.00        | 11.90        | 12.10        | 12.00        | 12.50 | 13.50 | 15.60 | 16.10 | 15.70 | 15.40 | 13.40 |
| 2004   | 14.20        | 14.40        | 15.70        | 16.70        | 20.20        | 20.30        | 18.90 | 16.20 | 16.50 | 16.70 | 16.80 | 17.00 | 17.00 |
| <b>2005</b>                                      | <b>17.30</b> | <b>15.90</b> | <b>16.70</b> | <b>15.90</b> | <b>15.80</b> | <b>15.50</b> | -     | -     | -     | -     | -     | -     | -     |

1/Calendar year average. 2/Includes surplus diverted to manufacturing.

### KENTUCKY ALL MILK PRICES Marketing Year Average, 1995 - 2004



## PRICES RECEIVED BY FARMERS IN KENTUCKY BY MONTHS, 1995 - 2005

| Year   | Jan          | Feb          | Mar          | Apr          | May          | Jun          | Jul   | Aug   | Sep   | Oct   | Nov   | Dec   | Marketing<br>Year<br>Avg. <u>1/</u> |
|--|--------------|--------------|--------------|--------------|--------------|--------------|-------|-------|-------|-------|-------|-------|-------------------------------------|
| <b>BARROWS AND GILTS</b><br>(DOLLARS PER CWT.) |              |              |              |              |              |              |       |       |       |       |       |       |                                     |
| 1995   | 37.00        | 38.50        | 37.50        | 35.00        | 36.00        | 42.00        | 46.00 | 49.00 | 47.00 | 45.00 | 40.50 | 43.00 | 39.80                               |
| 1996   | 42.50        | 47.00        | 49.00        | 51.00        | 57.00        | 57.00        | 58.00 | 58.00 | 54.00 | 55.00 | 54.00 | 55.00 | 51.90                               |
| 1997   | 53.00        | 52.00        | 49.00        | 54.00        | 58.00        | 57.00        | 60.00 | 56.00 | 53.00 | 48.00 | 46.00 | 41.00 | 53.00                               |
| 1998   | 34.00        | 37.00        | 36.00        | 36.00        | 45.00        | 45.00        | 39.00 | 36.00 | 31.00 | 28.00 | 20.00 | 18.00 | 35.70                               |
| 1999   | 25.00        | 26.00        | 25.00        | 28.00        | 34.00        | 33.00        | 29.00 | 35.00 | 31.00 | 32.00 | 32.00 | 34.00 | 28.80                               |
| 2000   | 35.00        | 38.00        | 40.00        | 46.00        | 46.00        | 46.00        | 46.00 | 40.00 | 39.00 | 39.00 | 34.00 | 38.00 | 40.40                               |
| 2001   | 34.00        | 37.00        | 44.00        | 44.00        | 48.00        | 50.00        | 50.00 | 49.00 | 43.00 | 38.00 | 34.00 | 33.00 | 42.30                               |
| 2002   | 38.00        | 38.00        | 35.00        | 30.00        | 31.00        | 34.00        | 36.00 | 28.00 | 24.00 | 29.00 | 28.00 | 30.00 | 31.40                               |
| 2003   | 32.00        | 33.00        | 34.00        | 35.00        | 41.00        | 46.00        | 43.00 | 40.00 | 40.00 | 37.00 | 34.00 | 34.00 | 36.80                               |
| 2004   | 38.00        | 44.00        | 47.00        | 48.00        | 57.00        | 56.00        | 56.00 | 54.00 | 53.00 | 52.00 | 53.00 | 52.00 | 48.40                               |
| <b>2005</b>                                    | <b>52.00</b> | <b>50.00</b> | <b>49.00</b> | <b>49.00</b> | <b>54.00</b> | <b>49.00</b> |       |       |       |       |       |       |                                     |
| <b>SOWS</b><br>(DOLLARS PER CWT.)              |              |              |              |              |              |              |       |       |       |       |       |       |                                     |
| 1995   | 25.00        | 30.00        | 32.00        | 30.00        | 29.00        | 29.00        | 29.00 | 35.00 | 36.00 | 38.00 | 32.00 | 32.00 | 30.00                               |
| 1996   | 32.00        | 33.00        | 34.00        | 36.00        | 41.00        | 43.00        | 46.00 | 48.00 | 46.00 | 48.00 | 49.00 | 47.00 | 40.50                               |
| 1997   | 45.00        | 46.00        | 45.00        | 45.00        | 47.00        | 46.00        | 45.00 | 43.00 | 40.00 | 38.00 | 36.00 | 35.00 | 43.30                               |
| 1998   | 26.00        | 27.00        | 27.00        | 27.00        | 28.00        | 28.00        | 26.00 | 22.00 | 18.00 | 20.00 | 16.00 | 13.00 | 24.70                               |
| 1999   | 19.00        | 18.00        | 21.00        | 24.00        | 30.00        | 30.00        | 20.00 | 23.00 | 22.00 | 24.00 | 24.00 | 24.00 | 22.20                               |
| 2000   | 33.00        | 38.00        | 34.00        | 38.00        | 41.00        | 36.00        | 35.00 | 35.00 | 35.00 | 34.00 | 29.00 | 30.00 | 34.20                               |
| 2001   | 31.00        | 31.00        | 34.00        | 40.00        | 39.00        | 41.00        | 40.00 | 39.00 | 34.00 | 32.00 | 29.00 | 24.00 | 35.00                               |
| 2002   | 25.00        | 27.00        | 30.00        | 24.00        | 23.00        | 21.00        | 18.00 | 18.00 | 16.00 | 20.00 | 21.00 | 22.00 | 22.30                               |
| 2003   | 22.00        | 23.00        | 24.00        | 27.00        | 28.00        | 30.00        | 33.00 | 33.00 | 30.00 | 30.00 | 29.00 | 28.00 | 27.60                               |
| 2004   | 28.00        | 35.00        | 40.00        | 39.00        | 41.00        | 46.00        | 50.00 | 49.00 | 43.00 | 42.00 | 42.00 | 44.00 | 40.30                               |
| <b>2005</b>                                    | <b>44.00</b> | <b>47.00</b> | <b>43.00</b> | <b>41.00</b> | <b>39.00</b> | <b>44.00</b> |       |       |       |       |       |       |                                     |
| <b>HOGS <u>2/</u></b><br>(DOLLARS PER CWT.)    |              |              |              |              |              |              |       |       |       |       |       |       |                                     |
| 1995   | 36.50        | 38.20        | 37.30        | 34.80        | 35.70        | 41.50        | 45.30 | 48.40 | 46.60 | 44.70 | 40.20 | 42.60 | 39.40                               |
| 1996   | 42.10        | 46.40        | 48.40        | 50.40        | 56.40        | 56.40        | 57.50 | 57.60 | 53.70 | 54.70 | 53.80 | 54.70 | 51.40                               |
| 1997   | 52.70        | 51.80        | 48.80        | 53.60        | 57.60        | 56.60        | 59.40 | 55.50 | 52.50 | 47.60 | 45.60 | 40.80 | 52.60                               |
| 1998   | 33.70        | 36.60        | 35.60        | 35.60        | 44.30        | 44.30        | 38.50 | 35.40 | 30.50 | 27.70 | 19.80 | 17.80 | 35.20                               |
| 1999   | 24.80        | 25.70        | 24.80        | 27.80        | 33.80        | 32.90        | 28.60 | 34.50 | 30.60 | 31.70 | 31.70 | 33.60 | 28.50                               |
| 2000   | 34.90        | 38.00        | 39.80        | 45.70        | 45.80        | 45.60        | 45.60 | 39.80 | 38.80 | 38.80 | 33.80 | 37.70 | 40.20                               |
| 2001   | 33.90        | 36.80        | 43.60        | 43.80        | 47.60        | 49.60        | 49.60 | 48.60 | 42.60 | 37.80 | 33.80 | 32.60 | 42.00                               |
| 2002   | 37.50        | 37.60        | 34.80        | 29.80        | 30.70        | 33.50        | 35.30 | 27.60 | 23.70 | 28.60 | 27.70 | 29.70 | 31.00                               |
| 2003   | 31.60        | 32.60        | 33.60        | 34.70        | 40.50        | 45.40        | 42.60 | 39.70 | 39.60 | 36.70 | 33.80 | 33.80 | 36.40                               |
| 2004   | 37.60        | 43.60        | 46.70        | 47.60        | 56.40        | 55.60        | 55.80 | 53.80 | 52.60 | 51.60 | 52.60 | 51.70 | 48.10                               |
| <b>2005</b>                                    | <b>51.70</b> | <b>49.90</b> | <b>49.70</b> | <b>48.70</b> | <b>53.40</b> | <b>48.80</b> |       |       |       |       |       |       |                                     |

<sup>1/</sup>Marketing year is December preceding year through November. Prices computed by weighting monthly prices by estimated percentage of sales made each month. <sup>2/</sup>"Barrows and gilts" and "sows" combined.

