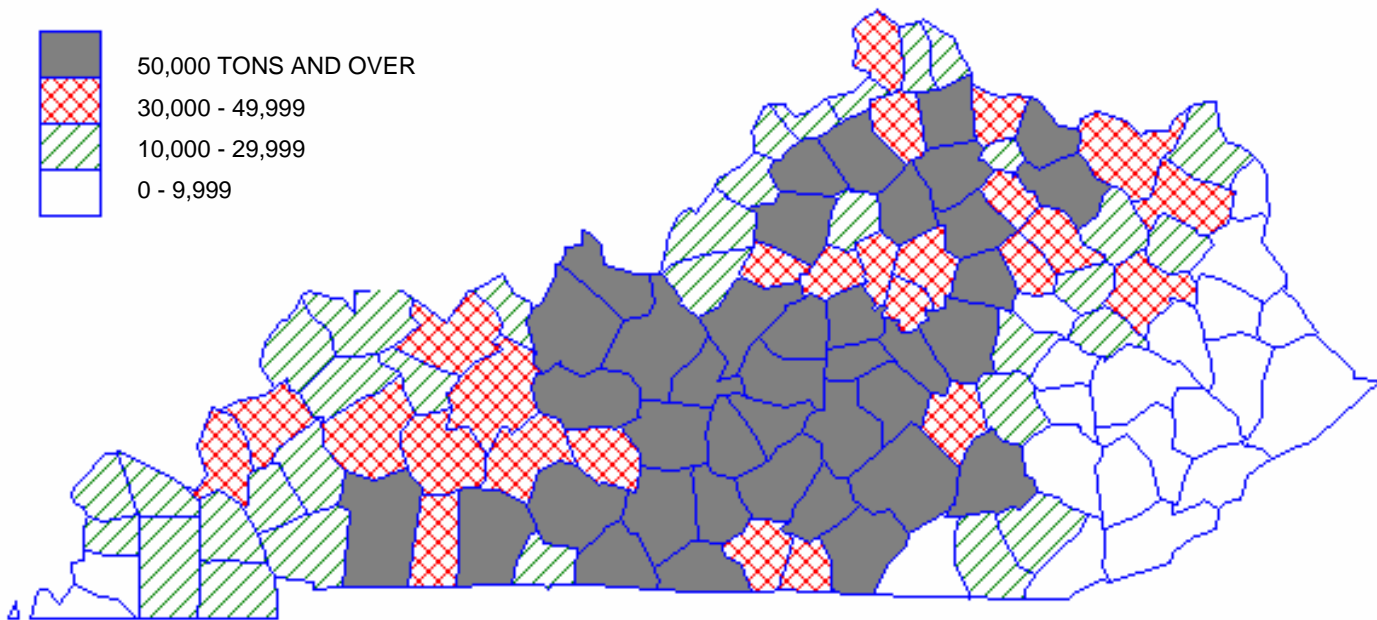


## ALL OTHER HAY COUNTY ESTIMATES – 2004

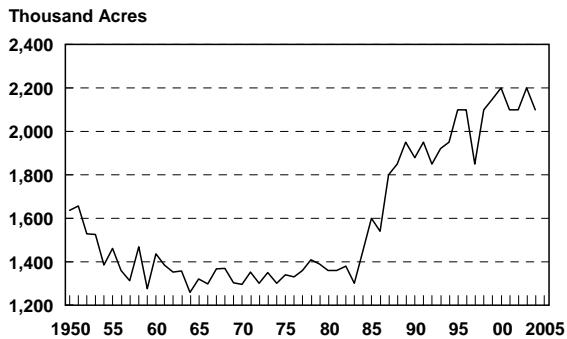
District and County	Acres Harv.	Yield Harv. Acre	Production (Tons)	District and County	Acres Harv.	Yield Harv. Acre	Production (Tons)
Ballard	6,500	2.5	16,250	Anderson	17,600	1.9	33,440
Calloway	11,600	2.2	25,520	Bath	20,700	2.1	43,470
Carlisle	5,200	3.5	18,200	Bourbon	37,900	2.8	106,120
Fulton	1,900	2.3	4,370	Boyle	26,200	2.4	62,880
Graves	14,600	2.0	29,200	Clark	32,600	2.1	68,460
Hickman	2,700	1.8	4,860	Fayette	15,800	2.4	37,920
Livingston	19,300	2.4	46,320	Fleming	28,100	2.5	70,250
Lyon	5,900	2.2	12,980	Franklin	16,600	1.7	28,220
McCracken	5,700	2.4	13,680	Garrard	27,000	2.9	78,300
Marshall	11,900	2.3	27,370	Harrison	35,600	2.0	71,200
Trigg	14,900	1.9	28,310	Jessamine	17,100	1.9	32,490
<b>DISTRICT 1</b>	<b>100,200</b>	<b>2.27</b>	<b>227,060</b>	Lincoln	29,400	3.0	88,200
Caldwell	14,700	1.9	27,930	Madison	46,600	2.8	130,480
Christian	26,000	2.3	59,800	Mason	24,000	2.2	52,800
Crittenden	21,800	2.2	47,960	Mercer	30,800	2.0	61,600
Daviess	16,300	2.4	39,120	Montgomery	19,700	2.5	49,250
Hancock	7,000	2.5	17,500	Nicholas	22,500	2.1	47,250
Henderson	7,800	2.2	17,160	Robertson	7,700	1.7	13,090
Hopkins	17,100	2.2	37,620	Scott	27,800	2.0	55,600
Logan	34,800	2.7	93,960	Shelby	36,600	2.3	84,180
McLean	5,200	2.3	11,960	Spencer	15,700	2.0	31,400
Muhlenberg	19,100	2.4	45,840	Washington	40,800	2.3	93,840
Ohio	18,400	2.4	44,160	Woodford	16,000	2.0	32,000
Simpson	13,600	1.9	25,840	<b>DISTRICT 5</b>	<b>592,800</b>	<b>2.32</b>	<b>1,372,440</b>
Todd	12,700	2.5	31,750	Bell	1,000	1.2	1,200
Union	7,600	1.9	14,440	Boyd	3,400	1.7	5,780
Webster	10,000	2.5	25,000	Breathitt	1,200	2.6	3,120
<b>DISTRICT 2</b>	<b>232,100</b>	<b>2.33</b>	<b>540,040</b>	Carter	11,600	2.6	30,160
Adair	39,900	2.9	115,710	Clay	4,000	2.3	9,200
Allen	39,800	2.5	99,500	Elliott	7,000	1.9	13,300
Barren	65,400	2.4	156,960	Estill	8,600	2.1	18,060
Breckinridge	41,500	2.5	103,750	Floyd	900	1.9	1,710
Bullitt	10,000	2.1	21,000	Greenup	11,400	2.2	25,080
Butler	18,800	2.2	41,360	Jackson	13,800	2.1	28,980
Casey	32,600	2.9	94,540	Johnson	2,100	2.1	4,410
Clinton	15,900	2.6	41,340	Knox	7,300	1.6	11,680
Cumberland	13,200	2.4	31,680	Laurel	26,400	2.1	55,440
Edmonson	17,300	2.7	46,710	Lawrence	4,200	1.8	7,560
Grayson	40,200	2.4	96,480	Lee	4,300	2.2	9,460
Green	33,000	2.9	95,700	Lewis	16,600	2.2	36,520
Hardin	35,100	2.2	77,220	McCreary	3,200	1.6	5,120
Hart	30,100	2.8	84,280	Magoffin	2,300	2.3	5,290
Jefferson	7,300	1.9	13,870	Menifee	5,800	2.2	12,760
Larue	27,500	2.6	71,500	Morgan	11,000	3.0	33,000
Marion	35,300	2.5	88,250	Owsley	2,600	1.7	4,420
Meade	19,000	3.0	57,000	Perry	1,100	3.1	3,410
Metcalfe	26,800	3.0	80,400	Pike	600	1.6	960
Monroe	35,200	3.0	105,600	Powell	4,200	1.7	7,140
Nelson	36,200	2.4	86,880	Pulaski	55,500	2.6	144,300
Russell	21,900	2.5	54,750	Rockcastle	14,800	2.9	42,920
Taylor	25,700	3.0	77,100	Rowan	10,100	2.2	22,220
Warren	47,100	2.5	117,750	Wayne	19,300	2.9	55,970
<b>DISTRICT 3</b>	<b>714,800</b>	<b>2.60</b>	<b>1,859,330</b>	Whitley	13,200	1.4	18,480
Boone	13,500	2.3	31,050	Wolfe	5,900	2.6	15,340
Bracken	15,900	2.2	34,980	Other Counties <sup>1/</sup>	900	2.44	2,200
Campbell	11,400	2.4	27,360	<b>DISTRICT 6</b>	<b>274,300</b>	<b>2.32</b>	<b>635,190</b>
Carroll	9,000	2.5	22,500	<b>KENTUCKY</b>	<b>2,100,000</b>	<b>2.40</b>	<b>5,040,000</b>
Gallatin	5,000	2.2	11,000	<b>TOP PRODUCING COUNTIES</b>			
Grant	20,100	2.1	42,210	(Tons)			
Henry	33,000	2.1	69,300	Barren	156,960		
Kenton	10,700	1.9	20,330	Pulaski	144,300		
Oldham	6,900	2.3	15,870	Madison	130,480		
Owen	28,000	2.1	58,800	Warren	117,750		
Pendleton	24,900	2.2	54,780	Adair	115,710		
Trimble	7,400	2.4	17,760				
<b>DISTRICT 4</b>	<b>185,800</b>	<b>2.18</b>	<b>405,940</b>				

<sup>1/</sup>Less than 500 acres harvested included in "Other Counties".

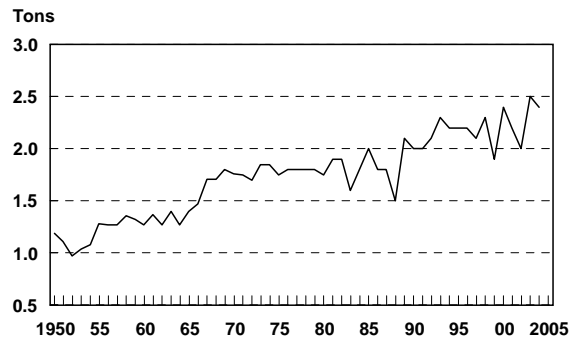
# ALL OTHER HAY PRODUCTION – 2004



**Kentucky All Other Hay  
Acres Harvested  
(1950 - 2004)**



**Kentucky All Other Hay  
Yield Per Harvested Acre  
(1950 - 2004)**



**Kentucky All Other Hay  
Production  
(1950 - 2004)**

