

ALFALFA HAY COUNTY ESTIMATES – 2004

District and County	Acres Harv.	Yield Harv. Acre	Production (Tons)	District and County	Acres Harv.	Yield Harv. Acre	Production (Tons)
Ballard	800	5.2	4,160	Anderson	1,900	3.6	6,840
Calloway	500	3.0	1,500	Bath	2,200	3.9	8,580
Other Counties ^{1/}	2,600	3.93	10,210	Bourbon	6,600	3.8	25,080
DISTRICT 1	3,900	4.07	15,870	Boyle	2,400	4.2	10,080
Caldwell	1,700	3.6	6,120	Clark	2,400	3.5	8,400
Christian	2,800	3.4	9,520	Fayette	2,000	3.6	7,200
Crittenden	800	3.0	2,400	Fleming	12,400	3.2	39,680
Daviess	900	4.6	4,140	Franklin	1,700	3.7	6,290
Hancock	500	2.0	1,000	Garrard	3,800	3.1	11,780
Henderson	1,100	3.6	3,960	Harrison	5,300	4.2	22,260
Logan	2,000	4.2	8,400	Jessamine	2,100	3.3	6,930
Ohio	600	2.6	1,560	Lincoln	8,800	3.9	34,320
Simpson	1,700	3.8	6,460	Madison	2,400	5.0	12,000
Todd	1,300	4.9	6,370	Mason	9,800	3.5	34,300
Union	700	3.0	2,100	Mercer	6,700	4.1	27,470
Webster	500	3.3	1,650	Montgomery	2,000	3.4	6,800
Other Counties ^{1/}	1,000	4.34	4,340	Nicholas	4,400	3.7	16,280
DISTRICT 2	15,600	3.72	58,020	Robertson	600	3.2	1,920
Adair	2,400	4.4	10,560	Scott	3,600	3.3	11,880
Allen	1,600	3.3	5,280	Shelby	8,500	3.7	31,450
Barren	8,600	3.8	32,680	Spencer	3,100	3.0	9,300
Breckinridge	2,400	4.3	10,320	Washington	3,800	3.7	14,060
Bullitt	1,400	3.0	4,200	Woodford	3,200	3.4	10,880
Butler	500	2.0	1,000	DISTRICT 5	99,700	3.65	363,780
Casey	3,700	4.4	16,280	Carter	1,000	3.3	3,300
Clinton	600	3.1	1,860	Estill	900	3.2	2,880
Cumberland	600	1.9	1,140	Greenup	800	3.6	2,880
Edmonson	800	3.4	2,720	Jackson	1,000	2.8	2,800
Grayson	2,200	2.5	5,500	Laurel	1,200	4.4	5,280
Green	2,300	3.0	6,900	Lewis	2,500	3.1	7,750
Hardin	6,500	3.9	25,350	Morgan	800	3.0	2,400
Hart	9,400	3.9	36,660	Pulaski	3,800	4.5	17,100
Jefferson	700	2.5	1,750	Rockcastle	2,300	4.1	9,430
Larue	3,300	3.6	11,880	Rowan	600	2.3	1,380
Marion	3,400	3.3	11,220	Wayne	900	3.5	3,150
Meade	5,000	4.8	24,000	Other Counties ^{1/}	2,500	2.75	6,880
Metcalfe	2,700	4.0	10,800	DISTRICT 6	18,300	3.56	65,230
Monroe	1,400	4.2	5,880	KENTUCKY	240,000	3.70	888,000
Nelson	6,200	4.3	26,660				
Russell	1,500	3.8	5,700				
Taylor	2,200	5.6	12,320				
Warren	3,700	4.7	17,390				
DISTRICT 3	73,100	3.94	288,050				
Boone	1,800	3.3	5,940				
Bracken	3,400	3.8	12,920				
Campbell	800	4.4	3,520				
Carroll	1,200	4.2	5,040				
Gallatin	800	2.0	1,600				
Grant	2,900	3.1	8,990				
Henry	5,900	4.0	23,600				
Kenton	1,600	2.7	4,320				
Oldham	2,000	2.9	5,800				
Owen	3,500	3.2	11,200				
Pendleton	2,900	2.0	5,800				
Trimble	2,600	3.2	8,320				
DISTRICT 4	29,400	3.30	97,050				

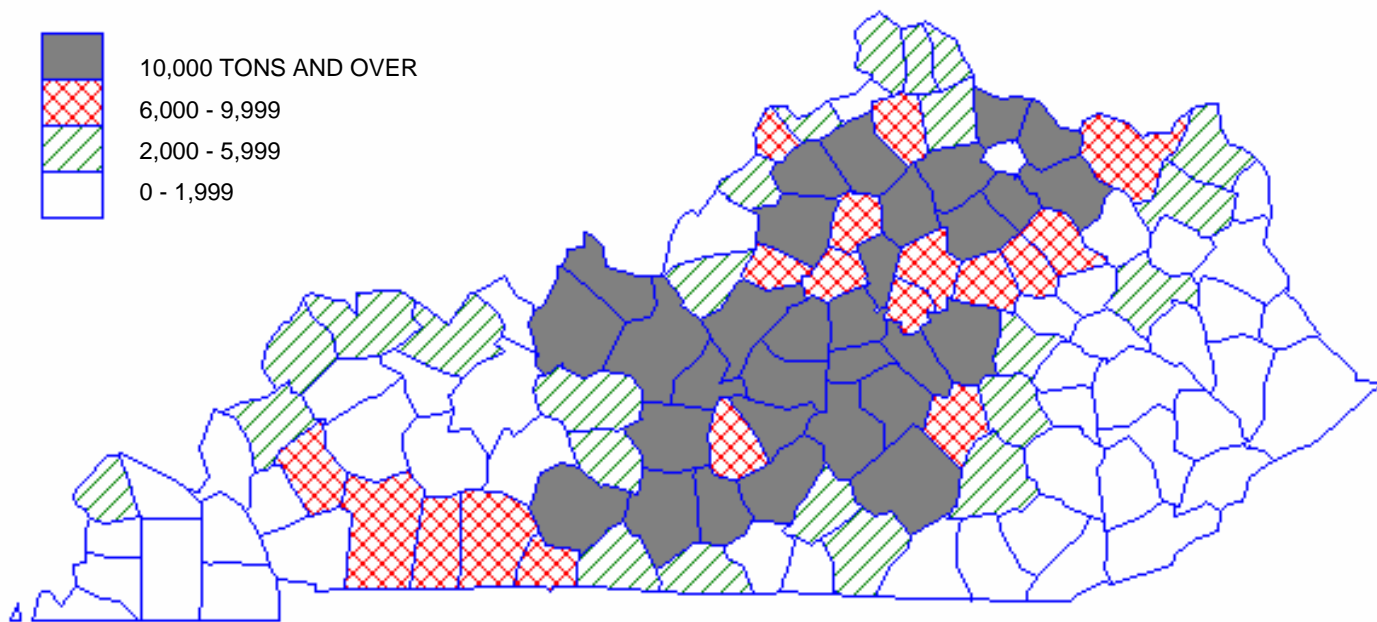
TOP PRODUCING COUNTIES

(Tons)

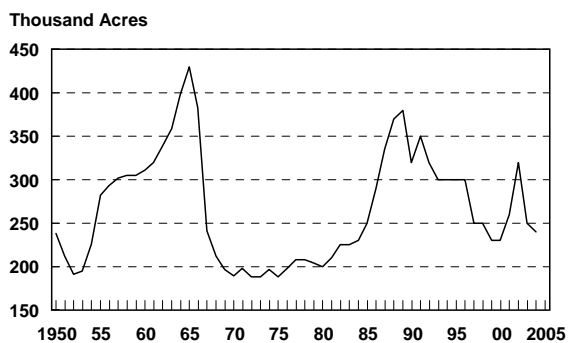
Fleming	39,680
Hart	36,660
Lincoln	34,320
Mason	34,300
Barren	32,680

^{1/}Less than 500 acres harvested included in "Other Counties".

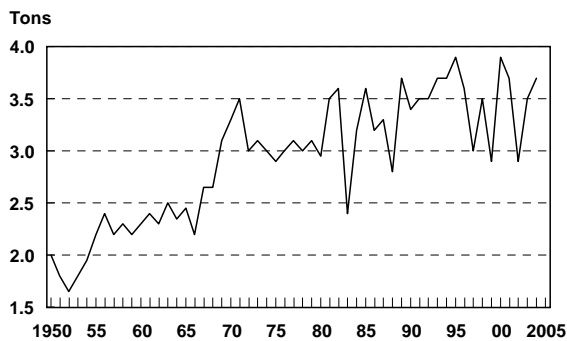
ALFALFA HAY PRODUCTION – 2004



Kentucky Alfalfa Hay Acres Harvested (1950 - 2004)



Kentucky Alfalfa Hay Yield Per Harvested Acre (1950 - 2004)



Kentucky Alfalfa Hay Production (1950 - 2004)

