

# WINTER WHEAT COUNTY ESTIMATES – 2003 <sup>1/</sup>

District and County	Acres Planted	Acres Harv. <sup>2/</sup>	Yield Harv. Acre	Production	District and County	Acres Planted	Acres Harv. <sup>2/</sup>	Yield Harv. Acre	Production
				<b>(Bushels)</b>					<b>(Bushels)</b>
Ballard	12,500	10,500	50	525,000	Oldham	1,400	1,000	53	53,000
Calloway	24,500	23,000	52	1,196,000	Other Counties <sup>3/</sup>	11,600	1,400	41.8	58,500
Carlisle	6,300	5,100	50	255,000	<b>DISTRICT 4</b>	13,000	2,400	46.5	111,500
Fulton	16,000	15,500	51	790,500	Bourbon	3,500	1,000	43	43,000
Graves	21,000	19,500	59	1,150,500	Fayette	3,000	800	48	38,400
Hickman	18,000	17,000	62	1,054,000	Mercer	2,300	600	45	27,000
Livingston	1,200	700	55	38,500	Shelby	6,700	3,400	59	200,600
Lyon	1,700	1,300	56	72,800	Spencer	1,700	700	58	40,600
McCracken	4,100	3,700	46	170,200	Washington	3,200	600	47	28,200
Marshall	1,700	1,300	50	65,000	Other Counties <sup>3/</sup>	35,100	3,100	51.1	158,400
Trigg	12,000	10,900	68	741,200	<b>DISTRICT 5</b>	55,500	10,200	52.6	536,200
<b>DISTRICT 1</b>	119,000	108,500	55.8	6,058,700	Wayne	2,300	600	55	33,000
Caldwell	7,900	6,500	61	396,500	Other Counties <sup>3/</sup>	17,700	800	48.1	38,500
Christian	50,000	48,000	66	3,168,000	<b>DISTRICT 6</b>	20,000	1,400	51.1	71,500
Crittenden	2,000	1,200	67	80,400	<b>KENTUCKY</b>	500,000	350,000	62.0	21,700,000
Daviess	13,000	11,100	66	732,600					
Hancock	1,900	1,400	70	98,000					
Henderson	5,600	5,300	59	312,700					
Hopkins	4,400	4,100	54	221,400					
Logan	40,500	38,500	70	2,695,000					
McLean	8,500	7,600	71	539,600					
Muhlenberg	2,200	1,800	53	95,400					
Ohio	2,300	1,200	61	73,200					
Simpson	28,000	26,000	63	1,638,000					
Todd	31,000	30,000	65	1,950,000					
Union	14,500	12,500	68	850,000					
Webster	2,200	1,800	66	118,800					
<b>DISTRICT 2</b>	214,000	197,000	65.8	12,969,600					
Allen	1,600	800	32	25,600					
Barren	6,900	2,200	58	127,600					
Breckinridge	4,200	2,300	51	117,300					
Bullitt	1,000	700	67	46,900					
Butler	1,000	600	55	33,000					
Hardin	4,400	2,000	69	138,000					
Larue	3,700	600	50	30,000					
Marion	4,300	500	45	22,500					
Meade	4,600	3,600	67	241,200					
Nelson	5,300	1,900	63	119,700					
Warren	15,000	12,700	73	927,100					
Other Counties <sup>3/</sup>	26,500	2,600	47.5	123,600					
<b>DISTRICT 3</b>	78,500	30,500	64.0	1,952,500					

### TOP PRODUCING COUNTIES

(Bushels)

Christian	3,168,000
Logan	2,695,000
Todd	1,950,000
Simpson	1,638,000
Calloway	1,196,000

<sup>1/</sup>Revised. <sup>2/</sup>Harvested for Grain. <sup>3/</sup>Less than 500 acres harvested included in "Other Counties".

## WINTER WHEAT COUNTY ESTIMATES – 2004

District and County	Acres Planted	Acres Harv. <u>1/</u>	Yield Harv. Acre	Production	District and County	Acres Planted	Acres Harv. <u>1/</u>	Yield Harv. Acre	Production
				<b>(Bushels)</b>					<b>(Bushels)</b>
Ballard	14,600	13,400	51	683,400	Henry	2,800	700	42	29,400
Calloway	25,000	23,500	46	1,081,000	Oldham	1,400	1,100	46	50,600
Carlisle	6,500	5,500	51	280,500	Trimble	1,500	600	42	25,200
Fulton	15,600	15,500	50	775,000	Other Counties <u>2/</u>	8,800	800	46.0	36,800
Graves	24,000	22,500	55	1,237,500	<b>DISTRICT 4</b>	14,500	3,200	44.4	142,000
Hickman	18,400	18,000	50	900,000	Bourbon	3,800	700	42	29,400
Livingston	1,500	1,400	46	64,400	Fayette	2,600	500	49	24,500
Lyon	1,500	1,000	44	44,000	Lincoln	3,800	500	44	22,000
McCracken	3,900	3,500	54	189,000	Shelby	6,800	3,500	53	185,500
Marshall	4,000	3,700	54	199,800	Spencer	1,900	700	50	35,000
Trigg	14,000	13,000	55	715,000	Other Counties <u>2/</u>	38,000	3,100	52.8	163,600
<b>DISTRICT 1</b>	129,000	121,000	51.0	6,169,600	<b>DISTRICT 5</b>	56,900	9,000	51.1	460,000
Caldwell	9,200	8,300	63	522,900	Pulaski	5,200	600	50	30,000
Christian	52,800	50,500	57	2,878,500	Wayne	2,500	1,200	63	75,600
Crittenden	2,400	1,800	59	106,200	Other Counties <u>2/</u>	13,700	800	40.3	32,200
Daviess	11,400	9,300	53	492,900	<b>DISTRICT 6</b>	21,400	2,600	53.0	137,800
Hancock	2,800	2,000	55	110,000	<b>KENTUCKY</b>	530,000	380,000	54.0	20,520,000
Henderson	6,700	6,400	55	352,000					
Hopkins	4,000	3,700	50	185,000					
Logan	44,000	41,500	58	2,407,000					
McLean	11,500	11,000	49	539,000					
Muhlenberg	2,900	2,200	46	101,200					
Ohio	2,300	1,500	54	81,000					
Simpson	25,400	25,000	54	1,350,000					
Todd	31,000	30,000	55	1,650,000					
Union	13,500	13,000	60	780,000					
Webster	2,600	2,200	53	116,600					
<b>DISTRICT 2</b>	222,500	208,400	56.0	11,672,300					
Barren	7,800	2,300	48	110,400					
Breckinridge	5,500	2,900	39	113,100					
Bullitt	1,000	600	55	33,000					
Butler	1,000	500	50	25,000					
Grayson	2,200	600	49	29,400					
Hardin	4,100	1,500	56	84,000					
Hart	3,300	600	44	26,400					
Larue	3,000	500	55	27,500					
Marion	5,500	1,400	55	77,000					
Meade	4,500	3,600	56	201,600					
Nelson	6,000	3,300	53	174,900					
Taylor	4,000	800	59	47,200					
Warren	16,500	14,500	59	855,500					
Other Counties <u>2/</u>	21,300	2,700	49.4	133,300					
<b>DISTRICT 3</b>	85,700	35,800	54.1	1,938,300					

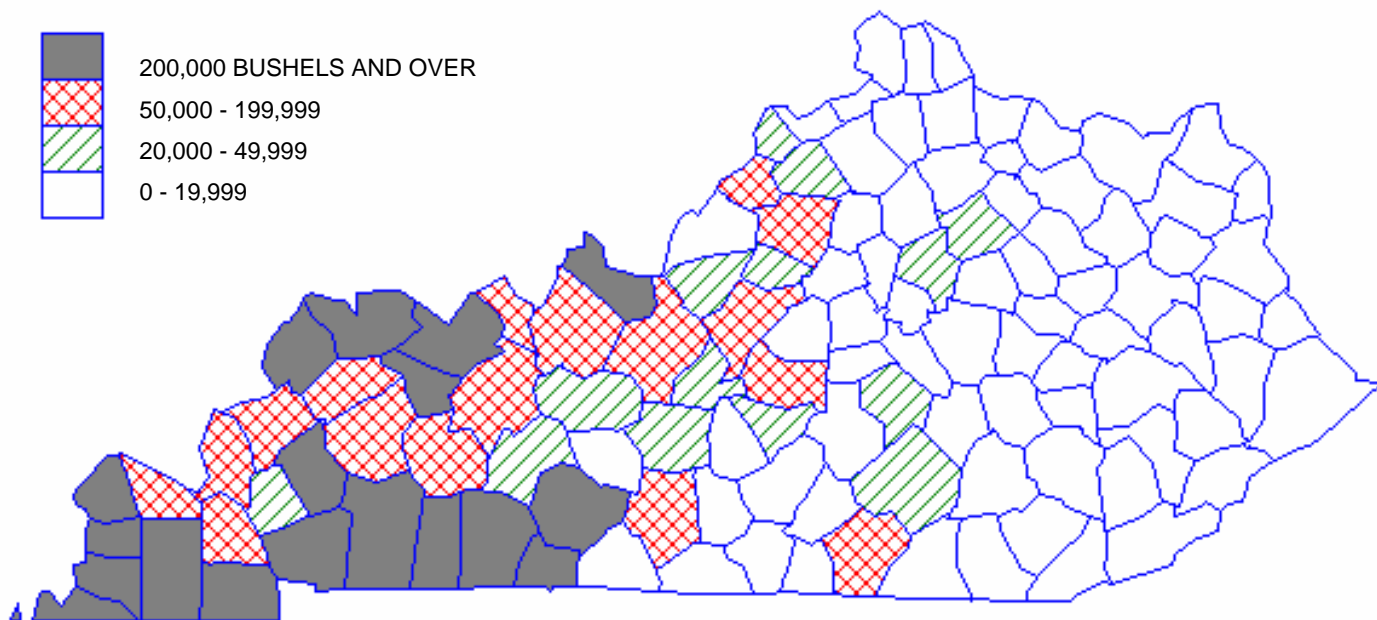
### TOP PRODUCING COUNTIES

(Bushels)

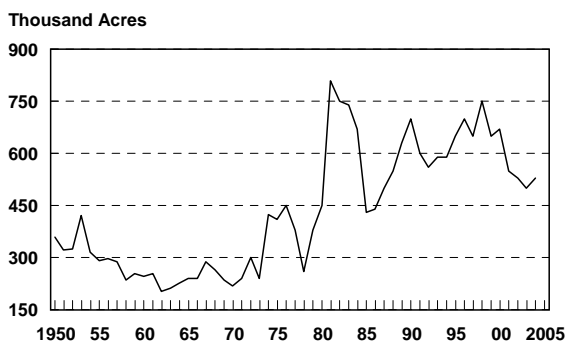
Christian	2,878,500
Logan	2,407,000
Todd	1,650,000
Simpson	1,350,000
Graves	1,237,500

1/Harvested for Grain. 2/Less than 500 acres harvested included in "Other Counties".

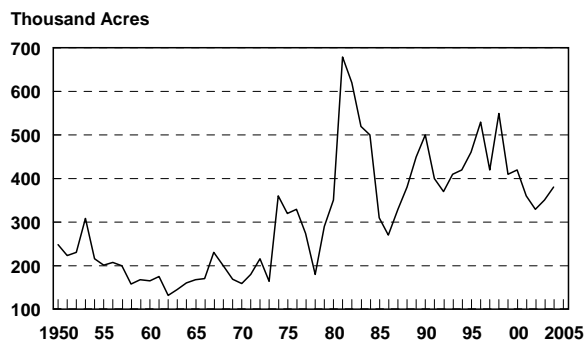
# WINTER WHEAT PRODUCTION – 2004



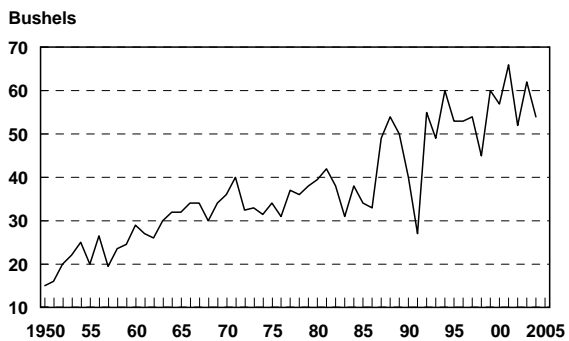
**Kentucky Winter Wheat  
All Acres Planted  
(1950 - 2004)**



**Kentucky Winter Wheat  
Acres Harvested for Grain  
(1950 - 2004)**



**Kentucky Winter Wheat  
Yield Per Harvested Acre  
(1950 - 2004)**



**Kentucky Winter Wheat  
Total Grain Production  
(1950 - 2004)**

