

CORN FOR ALL PURPOSES COUNTY ESTIMATES - 2004

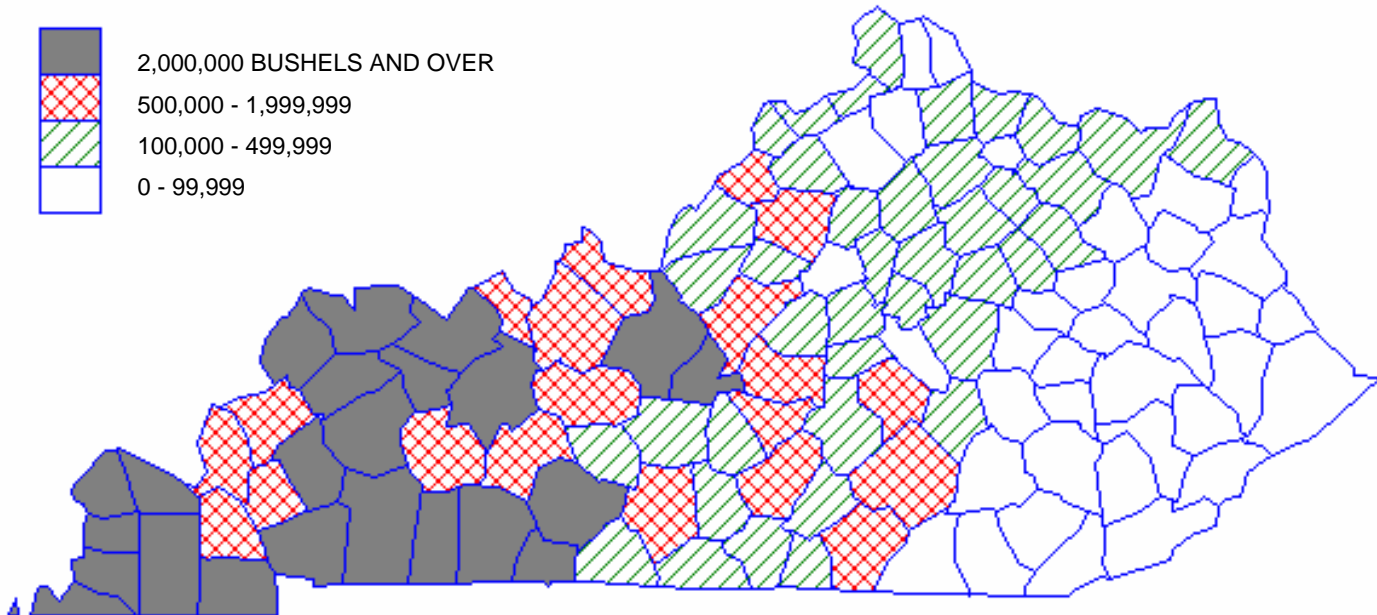
District and County	Acres Planted	Acres Harv. ^{1/}	Yield Harv. Acre	Production	District and County	Acres Planted	Acres Harv. ^{1/}	Yield Harv. Acre	Production
				(Bushels)					(Bushels)
Ballard	24,800	24,600	152	3,739,200	Bath	2,600	2,300	145	333,500
Calloway	33,600	33,500	139	4,656,500	Bourbon	3,550	3,300	136	448,800
Carlisle	22,650	22,300	154	3,434,200	Boyle	2,100	1,100	121	133,100
Fulton	27,500	27,400	159	4,356,600	Clark	1,650	1,500	114	171,000
Graves	56,650	55,700	154	8,577,800	Fayette	2,600	2,400	152	364,800
Hickman	40,350	40,300	166	6,689,800	Fleming	4,400	2,400	154	369,600
Livingston	10,100	10,000	136	1,360,000	Franklin	1,200	1,000	107	107,000
Lyon	5,700	5,700	133	758,100	Garrard	1,600	600	144	86,400
McCracken	15,500	15,300	146	2,233,800	Harrison	3,200	2,800	120	336,000
Marshall	9,100	9,000	138	1,242,000	Jessamine	1,100	1,000	132	132,000
Trigg	17,550	17,500	158	2,765,000	Lincoln	9,200	6,800	144	979,200
DISTRICT 1	263,500	261,300	152.4	39,813,000	Madison	2,250	1,400	111	155,400
Caldwell	19,650	19,400	149	2,890,600	Mason	5,400	3,400	110	374,000
Christian	76,000	75,200	168	12,633,600	Mercer	2,300	1,700	155	263,500
Crittenden	13,000	12,600	138	1,738,800	Montgomery	1,550	1,000	100	100,000
Daviess	67,150	66,300	146	9,679,800	Nicholas	1,150	1,000	109	109,000
Hancock	7,850	7,800	138	1,076,400	Scott	2,000	1,800	134	241,200
Henderson	77,900	76,200	144	10,972,800	Shelby	13,550	11,000	152	1,672,000
Hopkins	26,550	26,300	135	3,550,500	Spencer	2,600	2,300	85	195,500
Logan	58,650	57,000	179	10,203,000	Washington	4,200	3,000	146	438,000
McLean	42,800	42,400	150	6,360,000	Woodford	1,700	1,500	164	246,000
Muhlenberg	12,050	11,900	124	1,475,600	Other Counties ^{2/}	800	500	115.2	57,600
Ohio	21,200	21,000	125	2,625,000	DISTRICT 5	70,700	53,800	135.9	7,313,600
Simpson	36,100	35,700	171	6,104,700	Carter	700	600	93	55,800
Todd	46,650	45,500	170	7,735,000	Estill	650	600	90	54,000
Union	80,100	78,700	168	13,221,600	Greenup	1,350	1,300	117	152,100
Webster	37,750	37,600	148	5,564,800	Knox	850	800	116	92,800
DISTRICT 2	623,400	613,600	156.2	95,832,200	Laurel	1,200	600	116	69,600
Adair	7,800	4,900	125	612,500	Lewis	1,900	1,700	108	183,600
Allen	2,150	1,900	128	243,200	Menifee	550	500	120	60,000
Barren	16,000	10,200	154	1,570,800	Pulaski	8,400	5,600	140	784,000
Breckinridge	13,250	12,800	113	1,446,400	Rockcastle	1,300	900	127	114,300
Bullitt	2,350	2,100	120	252,000	Rowan	700	700	120	84,000
Butler	14,150	13,900	125	1,737,500	Wayne	4,600	4,100	167	684,700
Casey	4,300	3,400	138	469,200	Whitley	750	700	126	88,200
Clinton	1,350	900	143	128,700	Wolfe	550	500	97	48,500
Cumberland	1,500	1,400	154	215,600	Other Counties ^{2/}	3,200	2,600	94.1	244,600
Edmonson	2,000	1,700	119	202,300	DISTRICT 6	26,700	21,200	128.1	2,716,200
Grayson	9,050	7,800	100	780,000	KENTUCKY	1,210,000	1,140,000	152.0	173,280,000
Green	3,900	2,800	122	341,600					
Hardin	25,050	24,000	144	3,456,000					
Hart	4,400	2,700	119	321,300					
Jefferson	950	900	113	101,700					
Larue	15,100	14,200	150	2,130,000					
Marion	11,600	9,300	152	1,413,600					
Meade	10,300	10,000	137	1,370,000					
Metcalfe	3,500	1,500	135	202,500					
Monroe	4,700	1,700	141	239,700					
Nelson	13,300	11,100	152	1,687,200					
Russell	4,100	2,600	142	369,200					
Taylor	8,100	6,600	162	1,069,200					
Warren	29,600	27,500	192	5,280,000					
DISTRICT 3	208,500	175,900	145.8	25,640,200					
Boone	1,850	1,700	140	238,000					
Bracken	1,250	700	158	110,600					
Carroll	1,050	1,000	160	160,000					
Gallatin	850	800	150	120,000					
Henry	3,950	3,000	129	387,000					
Oldham	4,000	3,700	147	543,900					
Pendleton	1,050	1,000	120	120,000					
Trimble	1,150	1,100	123	135,300					
Other Counties ^{2/}	2,050	1,200	125.0	150,000					
DISTRICT 4	17,200	14,200	138.4	1,964,800					

TOP PRODUCING COUNTIES (Bushels)

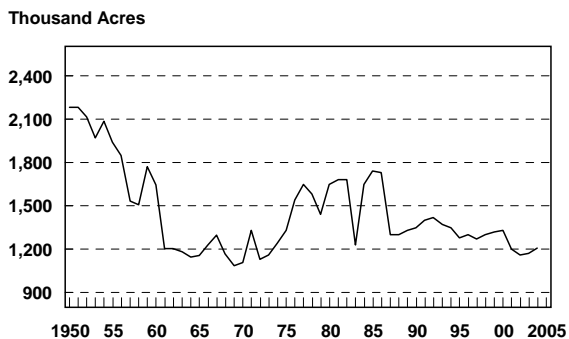
Union	13,221,600
Christian	12,633,600
Henderson	10,972,800
Logan	10,203,000
Daviess	9,679,800

^{1/}Harvested for Grain. ^{2/}Less than 500 acres harvested included in "Other Counties".

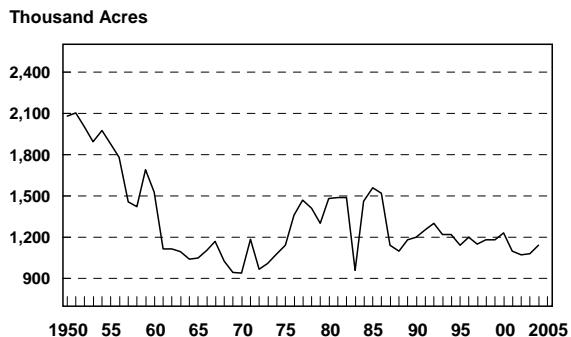
CORN FOR GRAIN PRODUCTION – 2004



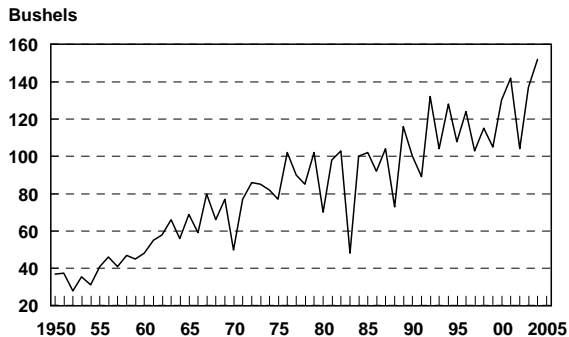
**Kentucky Corn
All Acres Planted
(1950 - 2004)**



**Kentucky Corn
Acres Harvested for Grain
(1950 - 2004)**



**Kentucky Corn
Yield Per Harvested Acre
(1950 - 2004)**



**Kentucky Corn
Total Grain Production
(1950 - 2004)**

