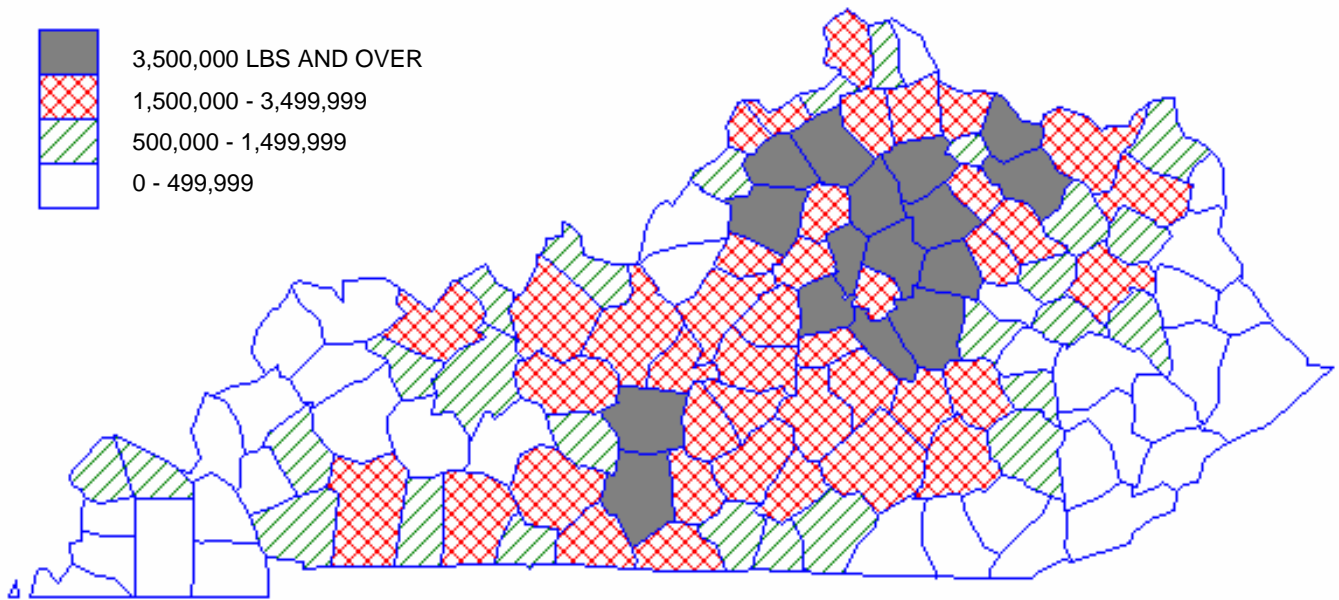


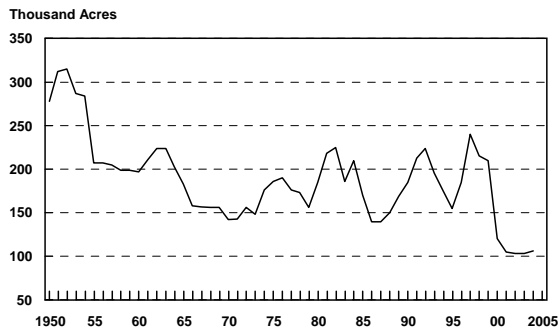
BURLEY TOBACCO COUNTY ESTIMATES – 2004

District and County	Acres Harv.	Yield Harv. Acre	Production (Pounds)	District and County	Acres Harv.	Yield Harv. Acre	Production (Pounds)
Ballard	620	2,070	1,284,500	Anderson	780	2,105	1,640,300
Calloway	120	2,165	260,000	Bath	1,740	1,920	3,342,700
Carlisle	110	2,375	261,300	Bourbon	2,930	1,925	5,645,900
Graves	190	2,295	436,000	Boyle	1,070	1,910	2,041,600
Hickman	11	1,910	21,000	Clark	1,750	2,005	3,506,600
Lyon	110	2,120	233,400	Fayette	2,570	1,940	4,980,100
McCracken	285	1,805	515,000	Fleming	2,180	1,675	3,655,000
Marshall	91	1,900	173,000	Franklin	1,340	1,960	2,629,000
Trigg	390	2,170	846,500	Garrard	1,770	2,135	3,781,600
Other Counties	5	1,760	8,800	Harrison	2,280	2,060	4,697,100
DISTRICT 1	1,932	2,090	4,039,500	Jessamine	1,570	2,075	3,258,300
Caldwell	250	2,240	560,500	Lincoln	1,640	1,940	3,183,200
Christian	1,320	2,390	3,156,200	Madison	2,690	1,970	5,293,000
Daviess	1,520	2,265	3,443,000	Mason	2,350	2,000	4,696,500
Hancock	605	2,025	1,225,500	Mercer	1,690	2,140	3,619,000
Henderson	180	2,305	415,100	Montgomery	1,620	1,930	3,130,300
Hopkins	82	2,120	173,900	Nicholas	1,570	1,890	2,970,000
Logan	720	2,325	1,673,400	Robertson	680	1,860	1,266,400
McLean	360	1,995	718,700	Scott	2,230	2,275	5,074,200
Muhlenberg	225	2,090	470,300	Shelby	2,700	2,245	6,057,400
Ohio	580	1,920	1,112,200	Spencer	1,070	1,900	2,032,900
Simpson	455	2,130	969,100	Washington	1,620	2,095	3,391,000
Todd	540	2,305	1,244,400	Woodford	2,340	2,130	4,986,300
Webster	75	1,885	141,200	DISTRICT 5	42,180	2,010	84,878,400
Other Counties	11	1,875	20,600	Boyd	20	1,340	26,800
DISTRICT 2	6,923	2,215	15,324,100	Breathitt	350	1,405	492,000
Adair	1,210	1,840	2,223,600	Carter	1,030	1,815	1,867,000
Allen	890	1,975	1,759,800	Clay	830	1,465	1,214,200
Barren	2,920	1,955	5,705,800	Elliott	605	1,670	1,010,500
Breckinridge	1,870	1,785	3,337,400	Estill	405	1,615	654,500
Bullitt	290	1,640	475,000	Greenup	545	1,595	868,500
Butler	210	1,920	402,900	Jackson	900	1,775	1,598,500
Casey	1,570	1,780	2,791,800	Johnson	200	1,305	261,000
Clinton	655	1,765	1,155,700	Knox	265	1,475	390,500
Cumberland	705	1,695	1,193,400	Laurel	1,190	1,705	2,029,500
Edmonson	410	1,990	815,800	Lawrence	230	1,520	350,000
Grayson	1,000	1,935	1,936,800	Lee	165	1,830	302,000
Green	1,610	1,920	3,092,800	Leslie	24	1,385	33,200
Hardin	1,050	1,945	2,044,500	Lewis	1,410	1,810	2,554,000
Hart	2,230	2,010	4,486,000	McCreary	17	1,440	24,500
Jefferson	140	1,865	260,900	Magoffin	545	1,225	667,300
Larue	840	1,835	1,542,700	Menifee	455	1,710	777,500
Marion	1,490	1,995	2,969,100	Morgan	1,170	1,370	1,604,500
Meade	400	1,880	752,100	Owsley	470	1,340	630,500
Metcalfe	1,500	1,830	2,742,900	Perry	23	1,430	32,900
Monroe	1,070	1,810	1,938,000	Powell	305	1,535	467,500
Nelson	1,160	2,000	2,320,500	Pulaski	1,640	2,050	3,358,000
Russell	870	1,910	1,660,500	Rockcastle	815	1,855	1,511,500
Taylor	1,270	1,940	2,466,900	Rowan	400	1,690	676,600
Warren	1,330	2,170	2,885,200	Wayne	750	1,745	1,310,500
DISTRICT 3	26,690	1,910	50,960,100	Whitley	190	1,625	309,000
Boone	750	2,020	1,515,900	Wolfe	600	1,440	862,500
Bracken	1,700	1,995	3,391,500	Other Counties	11	1,390	15,300
Campbell	175	2,055	359,900	DISTRICT 6	15,560	1,665	25,900,300
Carroll	975	1,835	1,789,300	KENTUCKY	106,000	1,950	206,700,000
Gallatin	580	1,985	1,150,700	TOP PRODUCING COUNTIES			
Grant	1,400	2,170	3,039,700	(Pounds)			
Henry	2,250	1,975	4,448,500	Shelby	6,057,400		
Kenton	345	1,795	618,900	Barren	5,705,800		
Oldham	330	1,880	620,100	Bourbon	5,645,900		
Owen	1,920	2,075	3,979,900	Madison	5,293,000		
Pendleton	1,280	2,065	2,644,300	Scott	5,074,200		
Trimble	1,010	2,020	2,038,900				
DISTRICT 4	12,715	2,015	25,597,600				

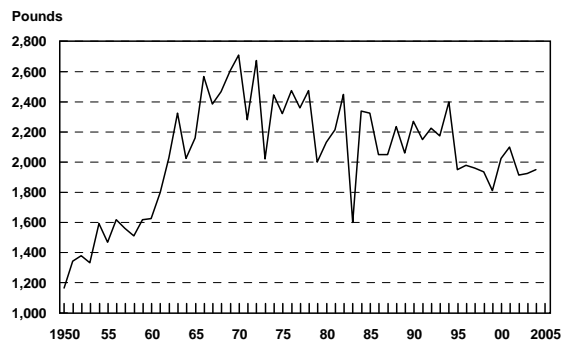
BURLEY TOBACCO PRODUCTION – 2004



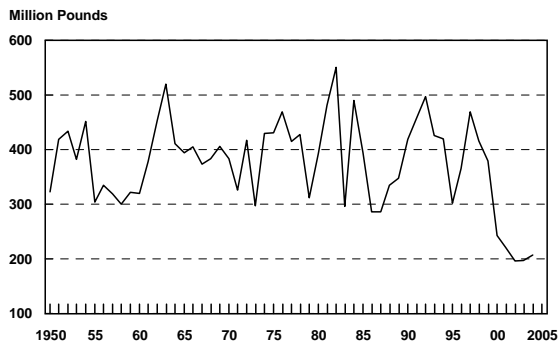
Kentucky Burley Tobacco Harvested Acres (1950 - 2004)



Kentucky Burley Tobacco Yield Per Harvested Acre (1950 - 2004)



Kentucky Burley Tobacco Production (1950 - 2004)



Kentucky Tobacco Cash Receipts (1980 - 2004)

