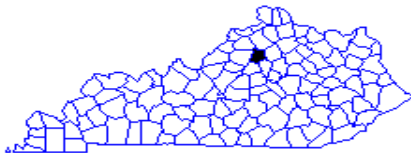


130 COUNTY SUMMARY

FRANKLIN

2000 Population 47,687



2002 CROPS	ACRES HARV.	YIELD	PRODUCTION	RANK
CORN FOR GRAIN, BU	1,000	47	47,000	87
SOYBEANS, BU	900	18	16,200	77
WHEAT FOR GRAIN, BU	*	*	*	*
GRAIN SORGHUM, BU	*	*	*	*
BURLEY TOBACCO, LBS	1,150	1,985	2,281,000	36
DARK FIRED TOBACCO, LBS	*	*	*	*
DARK AIR TOBACCO, LBS	*	*	*	*
ALFALFA HAY, TONS	3,500	2.0	7,000	49
ALL OTHER HAY, TONS	17,000	1.7	28,900	63
BARLEY FOR GRAIN, BU	*	*	*	*

CENSUS	FARMS	ACRES IN FARMS	HARVESTED CROPLAND
1982	849	98,332	19,458
1987	761	96,982	20,410
1992	739	86,074	18,270
1997	675	82,636	20,896

LIVESTOCK & MILK	NUMBER	RANK
JAN 1, 2003 ALL CATTLE & CALVES	15,000	63
JAN 1, 2003 BEEF COWS	7,100	64
2002 MILK PRODUCTION, (000) LBS	*	*

CASH RECEIPTS	DOLLARS	RANK
2002 CROPS	6,120	67
2002 LIVESTOCK	3,347	81
2002 TOTAL	9,467	77

FULTON

2000 Population 7,752



2002 CROPS	ACRES HARV.	YIELD	PRODUCTION	RANK
CORN FOR GRAIN, BU	25,700	110	2,827,000	14
SOYBEANS, BU	56,000	28	1,568,000	8
WHEAT FOR GRAIN, BU	13,700	48	657,600	9
GRAIN SORGHUM, BU	*	*	*	*
BURLEY TOBACCO, LBS	*	*	*	*
DARK FIRED TOBACCO, LBS	*	*	*	*
DARK AIR TOBACCO, LBS	*	*	*	*
ALFALFA HAY, TONS	*	*	*	*
ALL OTHER HAY, TONS	1,900	1.6	3,040	110
BARLEY FOR GRAIN, BU	*	*	*	*

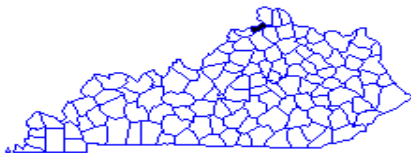
CENSUS	FARMS	ACRES IN FARMS	HARVESTED CROPLAND
1982	255	99,860	82,881
1987	203	93,013	67,683
1992	164	96,829	76,223
1997	162	93,677	77,080

LIVESTOCK & MILK	NUMBER	RANK
JAN 1, 2003 ALL CATTLE & CALVES	2,000	104
JAN 1, 2003 BEEF COWS	1,000	106
2002 MILK PRODUCTION, (000) LBS	*	*

CASH RECEIPTS	DOLLARS	RANK
2002 CROPS	18,704	14
2002 LIVESTOCK	10,121	51
2002 TOTAL	28,825	32

GALLATIN

2000 Population 7,870



2002 CROPS	ACRES HARV.	YIELD	PRODUCTION	RANK
CORN FOR GRAIN, BU	800	60	48,000	86
SOYBEANS, BU	1,000	29	29,000	69
WHEAT FOR GRAIN, BU	*	*	*	*
GRAIN SORGHUM, BU	*	*	*	*
BURLEY TOBACCO, LBS	510	1,975	1,007,000	67
DARK FIRED TOBACCO, LBS	*	*	*	*
DARK AIR TOBACCO, LBS	*	*	*	*
ALFALFA HAY, TONS	1,100	2.0	2,200	78
ALL OTHER HAY, TONS	5,000	1.5	7,500	101
BARLEY FOR GRAIN, BU	*	*	*	*

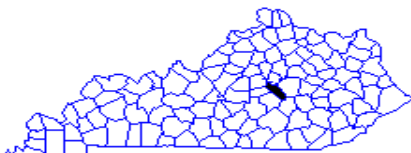
CENSUS	FARMS	ACRES IN FARMS	HARVESTED CROPLAND
1982	347	47,492	8,462
1987	318	52,161	10,798
1992	288	41,352	7,586
1997	253	36,406	8,794

LIVESTOCK & MILK	NUMBER	RANK
JAN 1, 2003 ALL CATTLE & CALVES	4,000	98
JAN 1, 2003 BEEF COWS	2,300	96
2002 MILK PRODUCTION, (000) LBS	*	*

CASH RECEIPTS	DOLLARS	RANK
2002 CROPS	2,872	91
2002 LIVESTOCK	1,242	98
2002 TOTAL	4,114	93

GARRARD

2000 Population 14,792



2002 CROPS	ACRES HARV.	YIELD	PRODUCTION	RANK
CORN FOR GRAIN, BU	900	95	85,500	70
SOYBEANS, BU	500	35	17,500	76
WHEAT FOR GRAIN, BU	*	*	*	*
GRAIN SORGHUM, BU	*	*	*	*
BURLEY TOBACCO, LBS	1,600	2,025	3,241,000	17
DARK FIRED TOBACCO, LBS	*	*	*	*
DARK AIR TOBACCO, LBS	*	*	*	*
ALFALFA HAY, TONS	3,600	3.1	11,160	28
ALL OTHER HAY, TONS	25,000	2.3	57,500	29
BARLEY FOR GRAIN, BU	*	*	*	*

CENSUS	FARMS	ACRES IN FARMS	HARVESTED CROPLAND
1982	1,049	137,939	30,009
1987	1,021	141,754	30,486
1992	984	138,061	28,852
1997	880	124,749	30,597

LIVESTOCK & MILK	NUMBER	RANK
JAN 1, 2003 ALL CATTLE & CALVES	38,000	23
JAN 1, 2003 BEEF COWS	15,600	27
2002 MILK PRODUCTION, (000) LBS	16,200	29

CASH RECEIPTS	DOLLARS	RANK
2002 CROPS	7,264	55
2002 LIVESTOCK	9,359	55
2002 TOTAL	16,623	61

* - None or no estimate available.