

ALFALFA HAY COUNTY ESTIMATES - 2002

District and County	Acres Harv.	Yield Harv. Acre	Production (Tons)	District and County	Acres Harv.	Yield Harv. Acre	Production (Tons)
Ballard	1,000	1.8	1,800	Anderson	2,500	2.4	6,000
Calloway	700	3.4	2,380	Bath	3,500	2.6	9,100
Graves	800	2.1	1,680	Bourbon	6,000	2.5	15,000
Livingston	700	2.0	1,400	Boyle	3,500	2.7	9,450
Lyon	900	2.6	2,340	Clark	2,600	3.5	9,100
Marshall	500	2.8	1,400	Fayette	3,000	3.1	9,300
Trigg	1,000	3.3	3,300	Fleming	14,000	3.5	49,000
Other Counties ^{1/}	1,300	2.08	2,700	Franklin	3,500	2.0	7,000
DISTRICT 1	6,900	2.46	17,000	Garrard	3,600	3.1	11,160
Caldwell	3,000	3.4	10,200	Harrison	7,500	3.2	24,000
Christian	3,600	2.3	8,280	Jessamine	2,100	4.5	9,450
Crittenden	1,400	2.8	3,920	Lincoln	9,000	3.3	29,700
Daviess	2,500	2.6	6,500	Madison	3,200	3.8	12,160
Hancock	600	2.8	1,680	Mason	9,100	2.8	25,480
Henderson	1,700	2.7	4,590	Mercer	6,000	3.1	18,600
Hopkins	900	1.8	1,620	Montgomery	2,200	3.0	6,600
Logan	2,700	4.2	11,340	Nicholas	4,000	3.0	12,000
McLean	500	4.2	2,100	Robertson	1,000	3.3	3,300
Muhlenberg	900	2.7	2,430	Scott	3,500	2.6	9,100
Ohio	1,200	1.8	2,160	Shelby	10,000	2.7	27,000
Simpson	2,100	2.4	5,040	Spencer	3,500	2.7	9,450
Todd	2,100	3.3	6,930	Washington	3,600	3.4	12,240
Union	1,900	3.7	7,030	Woodford	3,100	2.5	7,750
Webster	600	3.4	2,040	DISTRICT 5	110,000	3.02	331,940
DISTRICT 2	25,700	2.95	75,860	Carter	1,100	1.8	1,980
Adair	5,000	2.6	13,000	Estill	1,000	3.8	3,800
Allen	1,800	2.8	5,040	Greenup	1,200	3.1	3,720
Barren	11,000	3.2	35,200	Jackson	700	1.7	1,190
Breckinridge	3,000	2.5	7,500	Laurel	1,500	2.1	3,150
Bullitt	1,500	3.3	4,950	Lewis	2,500	1.9	4,750
Butler	600	1.8	1,080	Morgan	800	4.5	3,600
Casey	4,000	2.7	10,800	Pulaski	5,500	3.2	17,600
Clinton	900	3.4	3,060	Rockcastle	2,500	3.4	8,500
Cumberland	600	1.9	1,140	Rowan	900	2.4	2,160
Edmonson	1,500	3.3	4,950	Wayne	1,600	1.9	3,040
Grayson	3,500	2.6	9,100	Whitley	500	1.2	600
Green	3,500	2.0	7,000	Other Counties ^{1/}	3,300	2.20	7,250
Hardin	8,500	2.9	24,650	DISTRICT 6	23,100	2.66	61,340
Hart	10,000	3.4	34,000	KENTUCKY	300,000	3.00	900,000
Jefferson	1,200	2.6	3,120				
Larue	4,600	2.5	11,500				
Marion	5,000	3.8	19,000				
Meade	5,200	3.3	17,160				
Metcalfe	3,500	3.1	10,850				
Monroe	2,500	3.1	7,750				
Nelson	6,500	3.6	23,400				
Russell	1,500	2.5	3,750				
Taylor	2,800	4.5	12,600				
Warren	6,000	4.2	25,200				
DISTRICT 3	94,200	3.14	295,800				
Boone	3,600	2.3	8,280				
Bracken	5,200	3.6	18,720				
Campbell	1,500	2.5	3,750				
Carroll	1,200	2.4	2,880				
Gallatin	1,100	2.0	2,200				
Grant	3,800	3.3	12,540				
Henry	8,000	2.8	22,400				
Kenton	2,300	2.4	5,520				
Oldham	3,100	2.7	8,370				
Owen	4,000	3.1	12,400				
Pendleton	3,500	3.6	12,600				
Trimble	2,800	3.0	8,400				
DISTRICT 4	40,100	2.94	118,060				

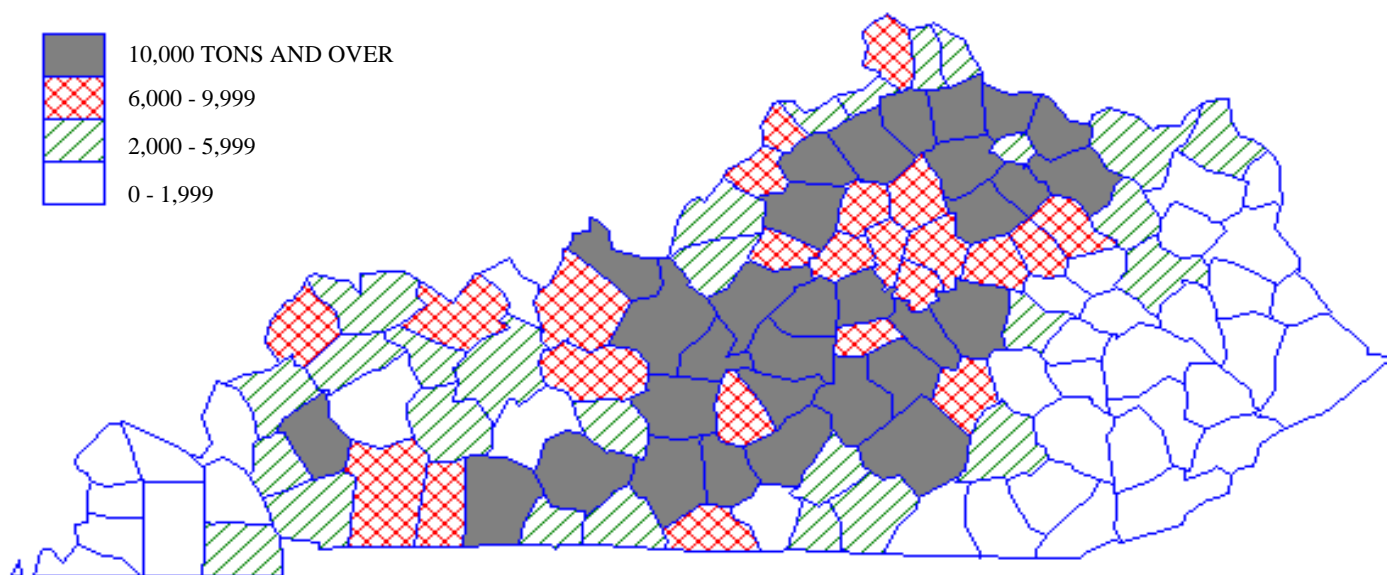
TOP PRODUCING COUNTIES

(Tons)

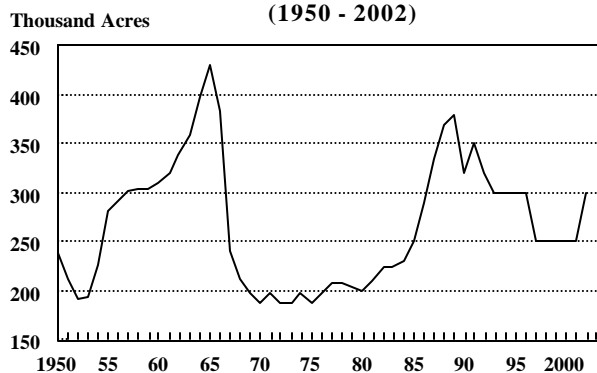
Fleming	49,000
Barren	35,200
Hart	34,000
Lincoln	29,700
Shelby	27,000

^{1/}Less than 500 acres harvested included in "Other Counties".

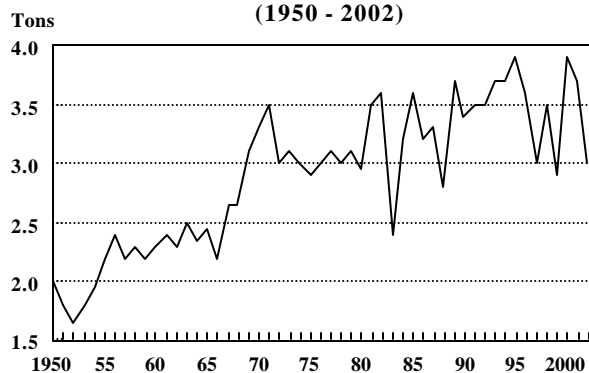
ALFALFA HAY PRODUCTION - 2002



**Kentucky Alfalfa Hay
Acres Harvested
(1950 - 2002)**



**Kentucky Alfalfa Hay
Yield Per Harvested Acre
(1950 - 2002)**



**Kentucky Alfalfa Hay
Production
(1950 - 2002)**

