

SOYBEAN COUNTY ESTIMATES - 2002

District and County	Acres Planted	Acres Harv. <u>1/</u>	Yield Harv. Acre	Production (Bushels)	District and County	Acres Planted	Acres Harv. <u>1/</u>	Yield Harv. Acre	Production (Bushels)
Ballard	42,200	40,500	27	1,093,500	Boone	2,100	2,100	38	79,800
Calloway	43,400	42,800	34	1,455,200	Carroll	2,300	2,100	32	67,200
Carlisle	27,800	27,500	37	1,017,500	Gallatin	1,200	1,000	29	29,000
Fulton	56,500	56,000	28	1,568,000	Henry	4,200	4,100	21	86,100
Graves	66,400	65,000	33	2,145,000	Oldham	4,100	3,900	31	120,900
Hickman	46,300	46,000	32	1,472,000	Pendleton	1,300	800	23	18,400
Livingston	15,300	15,100	18	271,800	Trimble	3,400	3,300	26	85,800
Lyon	5,900	5,800	31	179,800	Other Counties <u>2/</u>	1,000	900	27.3	24,600
McCracken	32,000	31,600	28	884,800	DISTRICT 4	19,600	18,200	28.1	511,800
Marshall	16,800	16,400	27	442,800	Bath	2,100	2,000	27	54,000
Trigg	15,600	15,300	34	520,200	Bourbon	3,500	3,100	19	58,900
DISTRICT 1	368,200	362,000	30.5	11,050,600	Boyle	1,100	800	32	25,600
Caldwell	22,100	21,500	27	580,500	Clark	800	700	29	20,300
Christian	59,200	58,500	39	2,281,500	Fayette	2,600	2,200	28	61,600
Crittenden	13,200	12,100	20	242,000	Fleming	2,900	2,600	29	75,400
Daviess	79,200	78,500	32	2,512,000	Franklin	1,000	900	18	16,200
Hancock	12,600	12,500	28	350,000	Garrard	600	500	35	17,500
Henderson	91,300	90,000	32	2,880,000	Harrison	2,900	2,600	22	57,200
Hopkins	39,900	39,000	28	1,092,000	Jessamine	1,000	900	40	36,000
Logan	54,800	54,500	41	2,234,500	Lincoln	4,200	4,100	37	151,700
McLean	49,200	48,500	28	1,358,000	Mason	2,100	2,000	17	34,000
Muhlenberg	18,300	17,000	26	442,000	Mercer	1,200	1,100	40	44,000
Ohio	31,100	30,700	32	982,400	Scott	800	700	19	13,300
Simpson	36,400	35,700	39	1,392,300	Shelby	18,900	18,700	22	411,400
Todd	42,000	41,500	42	1,743,000	Spencer	4,800	4,700	22	103,400
Union	55,300	54,500	33	1,798,500	Washington	2,500	2,400	44	105,600
Webster	42,500	41,500	31	1,286,500	Woodford	1,600	1,600	18	28,800
DISTRICT 2	647,100	636,000	33.3	21,175,200	Other Counties <u>2/</u>	900	500	30.6	15,300
Adair	2,200	1,700	40	68,000	DISTRICT 5	55,500	52,100	25.5	1,330,200
Allen	1,500	1,400	22	30,800	Greenup	800	700	34	23,800
Barren	6,500	6,400	38	243,200	Lewis	3,200	3,000	25	75,000
Breckinridge	15,500	15,000	32	480,000	Powell	1,700	1,600	40	64,000
Bullitt	4,100	3,900	21	81,900	Pulaski	5,800	5,400	38	205,200
Butler	15,600	15,100	37	558,700	Rockcastle	600	500	29	14,500
Casey	1,600	1,500	42	63,000	Wayne	5,400	5,300	39	206,700
Clinton	600	400	29	11,600	Other Counties <u>2/</u>	2,900	1,700	35.7	60,700
Cumberland	800	700	36	25,200	DISTRICT 6	20,400	18,200	35.7	649,900
Edmonson	3,500	3,400	38	129,200	KENTUCKY	1,290,000	1,260,000	32.5	40,950,000
Grayson	8,100	7,900	35	276,500					
Green	2,100	2,000	36	72,000					
Hardin	27,100	27,000	35	945,000					
Hart	1,400	1,100	39	42,900					
Jefferson	1,600	1,500	26	39,000					
Larue	17,100	17,000	39	663,000					
Marion	8,200	7,800	44	343,200					
Meade	13,200	12,900	22	283,800					
Metcalfe	1,000	900	36	32,400					
Monroe	700	600	25	15,000					
Nelson	13,000	12,100	36	435,600					
Russell	3,400	3,300	35	115,500					
Taylor	7,100	7,000	45	315,000					
Warren	23,300	22,900	42	961,800					
DISTRICT 3	179,200	173,500	35.9	6,232,300					

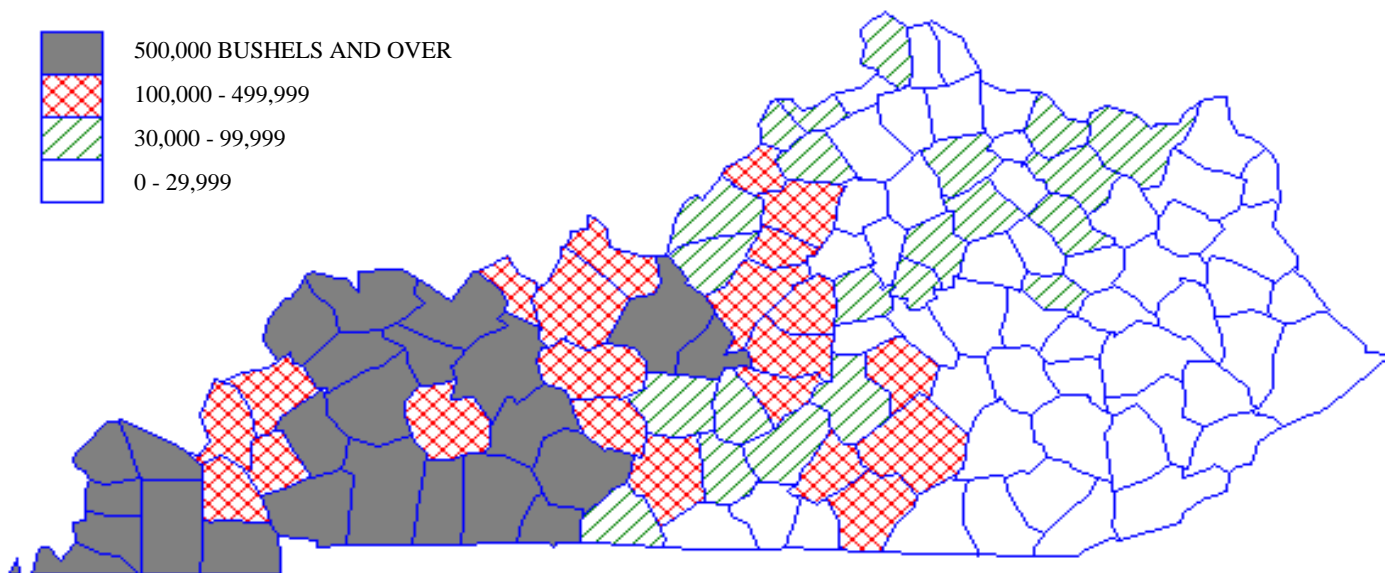
TOP PRODUCING COUNTIES

(Bushels)

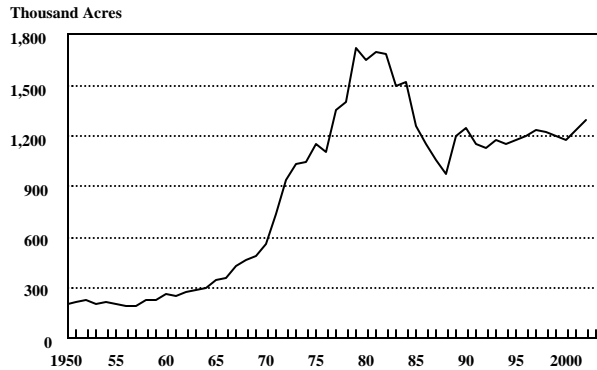
	2,880,000
Daviess	2,512,000
Christian	2,281,500
Logan	2,234,500
Graves	2,145,000

1/Harvested for Beans. 2/Less than 500 acres harvested included in "Other Counties".

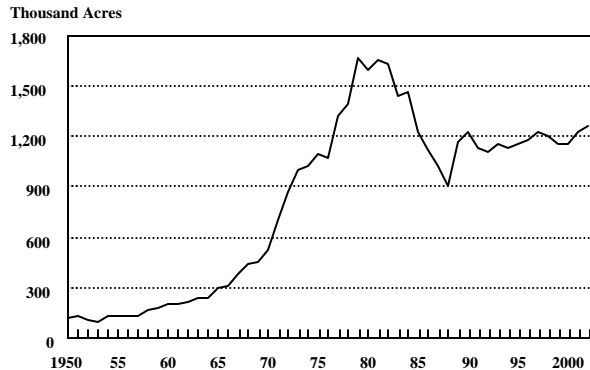
SOYBEAN PRODUCTION - 2002



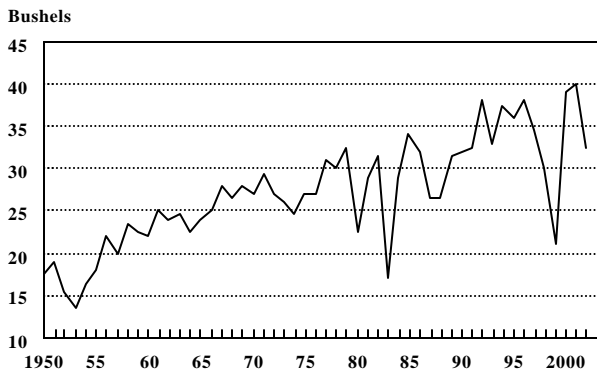
**Kentucky Soybean
All Acres Planted
(1950 - 2002)**



**Kentucky Soybean
Acres Harvested for Beans
(1950 - 2002)**



**Kentucky Soybean
Yield Per Harvested Acre
(1950 - 2002)**



**Kentucky Soybean
Total Production
(1950 - 2002)**

