

CORN FOR ALL PURPOSES COUNTY ESTIMATES - 2002

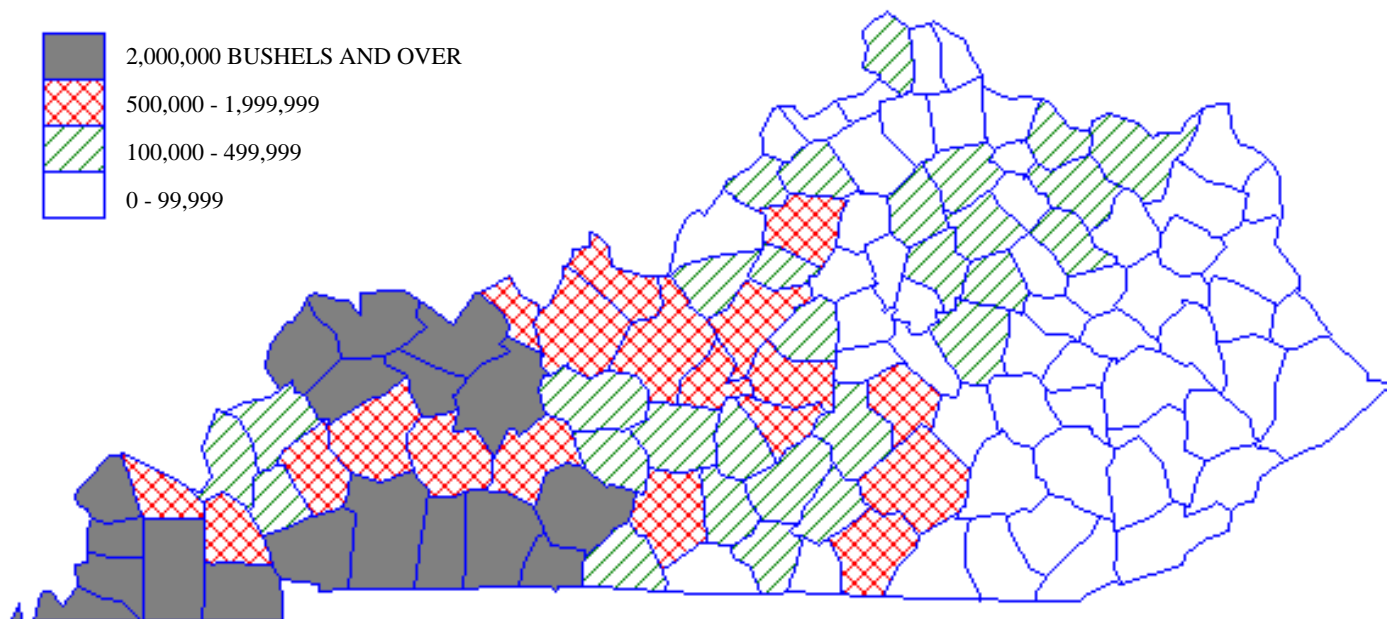
District and County	Acres Planted	Acres Harv. 1/	Yield Harv. Acre	Production (Bushels)	District and County	Acres Planted	Acres Harv. 1/	Yield Harv. Acre	Production (Bushels)
Ballard	24,200	23,600	96	2,265,600	Bath	2,800	2,500	67	167,500
Calloway	35,400	34,700	107	3,712,900	Bourbon	3,600	3,400	51	173,400
Carlisle	21,500	21,000	115	2,415,000	Boyle	2,100	700	99	69,300
Fulton	25,800	25,700	110	2,827,000	Clark	1,500	1,300	81	105,300
Graves	57,800	56,800	113	6,418,400	Fayette	2,500	2,300	53	121,900
Hickman	38,500	38,300	109	4,174,700	Fleming	4,800	2,400	61	146,400
Livingston	6,200	6,000	55	330,000	Franklin	1,100	1,000	47	47,000
Lyon	4,400	4,300	85	365,500	Garrard	1,700	900	95	85,500
McCracken	9,200	9,000	95	855,000	Harrison	3,000	2,400	42	100,800
Marshall	10,200	10,100	77	777,700	Jessamine	1,300	1,100	46	50,600
Trigg	21,500	21,400	119	2,546,600	Lincoln	7,500	4,700	112	526,400
DISTRICT 1	254,700	250,900	106.4	26,688,400	Madison	2,500	1,200	87	104,400
Caldwell	20,300	19,600	90	1,764,000	Mason	4,700	2,900	64	185,600
Christian	74,300	72,800	104	7,571,200	Mercer	3,200	2,100	30	63,000
Crittenden	7,300	7,200	61	439,200	Montgomery	1,800	1,100	86	94,600
Daviess	62,700	62,200	97	6,033,400	Nicholas	1,300	1,000	67	67,000
Hancock	5,900	5,800	110	638,000	Scott	2,200	2,000	72	144,000
Henderson	58,000	57,900	94	5,442,600	Shelby	12,500	9,500	64	608,000
Hopkins	22,000	21,900	78	1,708,200	Spencer	3,600	2,900	64	185,600
Logan	57,000	54,900	119	6,533,100	Washington	4,200	2,600	100	260,000
McLean	40,200	40,100	97	3,889,700	Woodford	1,600	1,400	55	77,000
Muhlenberg	11,100	10,800	95	1,026,000	Other Counties	1,000	500	45.6	22,800
Ohio	20,100	20,000	104	2,080,000	DISTRICT 5	70,500	49,900	68.3	3,406,100
Simpson	33,800	33,100	127	4,203,700	Estill	700	600	85	51,000
Todd	44,600	42,600	114	4,856,400	Greenup	1,300	1,200	76	91,200
Union	73,600	73,500	102	7,497,000	Knox	800	700	117	81,900
Webster	30,900	30,800	92	2,833,600	Laurel	1,300	600	84	50,400
DISTRICT 2	561,800	553,200	102.2	56,516,100	Lewis	1,900	1,500	90	135,000
Adair	7,200	2,800	95	266,000	Pulaski	7,600	4,900	110	539,000
Allen	2,500	2,200	74	162,800	Rockcastle	1,500	700	73	51,100
Barren	15,000	8,300	119	987,700	Rowan	1,100	1,000	84	84,000
Breckinridge	11,400	11,000	68	748,000	Wayne	4,600	4,000	139	556,000
Bullitt	2,500	2,200	87	191,400	Whitley	1,000	700	96	67,200
Butler	13,000	12,800	142	1,817,600	Other Counties	3,600	2,400	92.2	221,300
Casey	4,700	3,100	103	319,300	DISTRICT 6	25,400	18,300	105.4	1,928,100
Clinton	1,700	800	80	64,000	KENTUCKY	1,130,000	1,040,000	102.0	106,080,000
Cumberland	2,000	1,500	92	138,000					
Edmonson	1,900	1,400	108	151,200					
Grayson	7,800	5,900	77	454,300					
Green	4,900	3,200	116	371,200					
Hardin	22,500	21,000	88	1,848,000					
Hart	4,500	2,300	96	220,800					
Jefferson	1,000	900	97	87,300					
Larue	16,500	14,500	103	1,493,500					
Marion	9,700	6,500	111	721,500					
Meade	10,000	9,700	73	708,100					
Metcalfe	4,400	1,100	92	101,200					
Monroe	4,300	900	82	73,800					
Nelson	12,300	9,200	100	920,000					
Russell	5,100	3,000	120	360,000					
Taylor	7,800	6,000	131	786,000					
Warren	27,300	24,600	142	3,493,200					
DISTRICT 3	200,000	154,900	106.4	16,484,900					
Boone	2,300	2,000	60	120,000					
Bracken	1,500	700	52	36,400					
Carroll	700	600	60	36,000					
Gallatin	1,000	800	60	48,000					
Henry	4,200	2,700	85	229,500					
Oldham	3,500	3,200	116	371,200					
Pendleton	1,200	900	67	60,300					
Trimble	1,200	900	70	63,000					
Other Counties	2,000	1,000	92.0	92,000					
DISTRICT 4	17,600	12,800	82.5	1,056,400					

TOP PRODUCING COUNTIES (Bushels)

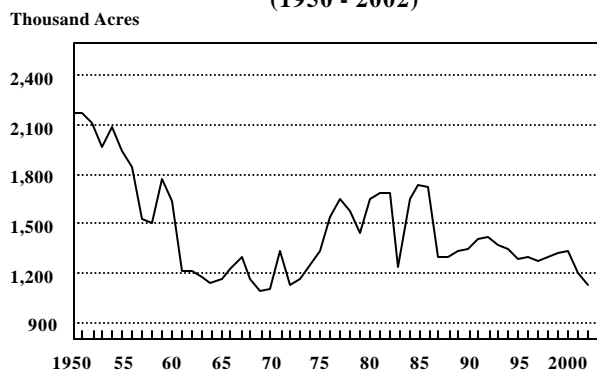
Christian	7,571,200
Union	7,497,000
Logan	6,533,100
Graves	6,418,400
Daviess	6,033,400

1/Harvested for Grain. 2/Less than 500 acres harvested included in "Other Counties".

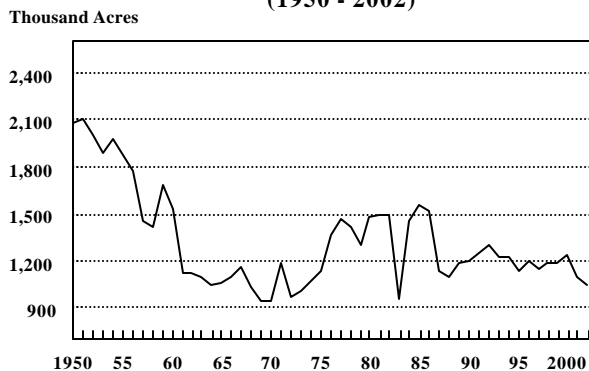
CORN FOR GRAIN PRODUCTION - 2002



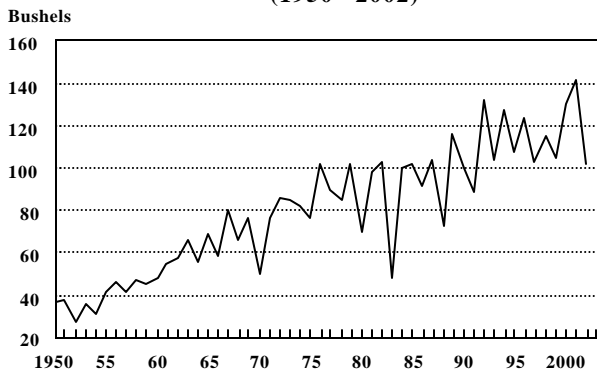
**Kentucky Corn
All Acres Planted
(1950 - 2002)**



**Kentucky Corn
Acres Harvested for Grain
(1950 - 2002)**



**Kentucky Corn
Yield Per Harvested Acre
(1950 - 2002)**



**Kentucky Corn
Total Grain Production
(1950 - 2002)**

