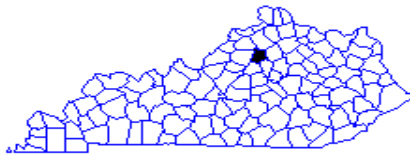


FRANKLIN

2000 Population 47,687



2001 CROPS	ACRES HARV.	YIELD	PRODUCTION	RANK
CORN FOR GRAIN, BU	1,200	109	130,800	67
SOYBEANS, BU	700	49	34,300	74
WHEAT FOR GRAIN, BU	*	*	*	*
GRAIN SORGHUM, BU	*	*	*	*
BURLEY TOBACCO, LBS	1,350	2,335	3,152,000	28
DARK FIRED TOBACCO, LBS	*	*	*	*
DARK AIR TOBACCO, LBS	*	*	*	*
ALFALFA HAY, TONS	1,700	3.1	5,270	57
ALL OTHER HAY, TONS	17,000	1.6	27,200	67
BARLEY FOR GRAIN, BU	*	*	*	*

CENSUS	FARMS	ACRES IN FARMS	HARVESTED CROPLAND
1982	849	98,332	19,458
1987	761	96,982	20,410
1992	739	86,074	18,270
1997	675	82,636	20,896

LIVESTOCK & MILK	NUMBER	RANK
JAN 1, 2002 ALL CATTLE & CALVES	14,000	63
JAN 1, 2002 BEEF COWS	6,800	63
2001 MILK PRODUCTION, (000) LBS	*	*

CASH RECEIPTS	DOLLARS	RANK
(000)		
2001 CROPS	8,338	58
2001 LIVESTOCK	4,026	81
2001 TOTAL	12,364	75

FULTON

2000 Population 7,752



2001 CROPS	ACRES HARV.	YIELD	PRODUCTION	RANK
CORN FOR GRAIN, BU	31,300	152	4,757,600	13
SOYBEANS, BU	47,500	38	1,805,000	8
WHEAT FOR GRAIN, BU	15,100	64	966,400	8
GRAIN SORGHUM, BU	*	*	*	*
BURLEY TOBACCO, LBS	*	*	*	*
DARK FIRED TOBACCO, LBS	*	*	*	*
DARK AIR TOBACCO, LBS	*	*	*	*
ALFALFA HAY, TONS	*	*	*	*
ALL OTHER HAY, TONS	2,200	1.6	3,520	109
BARLEY FOR GRAIN, BU	*	*	*	*

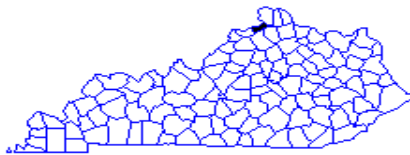
CENSUS	FARMS	ACRES IN FARMS	HARVESTED CROPLAND
1982	255	99,860	82,881
1987	203	93,013	67,683
1992	164	96,829	76,223
1997	162	93,677	77,080

LIVESTOCK & MILK	NUMBER	RANK
JAN 1, 2002 ALL CATTLE & CALVES	2,200	104
JAN 1, 2002 BEEF COWS	1,200	104
2001 MILK PRODUCTION, (000) LBS	*	*

CASH RECEIPTS	DOLLARS	RANK
(000)		
2001 CROPS	18,831	18
2001 LIVESTOCK	8,996	58
2001 TOTAL	27,827	40

GALLATIN

2000 Population 7,870



2001 CROPS	ACRES HARV.	YIELD	PRODUCTION	RANK
CORN FOR GRAIN, BU	*	*	*	*
SOYBEANS, BU	1,200	45	54,000	65
WHEAT FOR GRAIN, BU	*	*	*	*
GRAIN SORGHUM, BU	*	*	*	*
BURLEY TOBACCO, LBS	480	2,275	1,092,000	67
DARK FIRED TOBACCO, LBS	*	*	*	*
DARK AIR TOBACCO, LBS	*	*	*	*
ALFALFA HAY, TONS	1,000	2.3	2,300	77
ALL OTHER HAY, TONS	6,700	1.9	12,730	93
BARLEY FOR GRAIN, BU	*	*	*	*

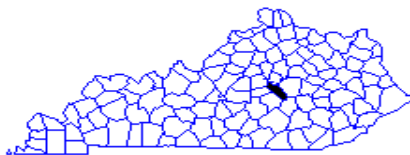
CENSUS	FARMS	ACRES IN FARMS	HARVESTED CROPLAND
1982	347	47,492	8,462
1987	318	52,161	10,798
1992	288	41,352	7,586
1997	253	36,406	8,794

LIVESTOCK & MILK	NUMBER	RANK
JAN 1, 2002 ALL CATTLE & CALVES	5,000	91
JAN 1, 2002 BEEF COWS	2,400	95
2001 MILK PRODUCTION, (000) LBS	*	*

CASH RECEIPTS	DOLLARS	RANK
(000)		
2001 CROPS	3,483	91
2001 LIVESTOCK	1,397	98
2001 TOTAL	4,880	94

GARRARD

2000 Population 14,792



2001 CROPS	ACRES HARV.	YIELD	PRODUCTION	RANK
CORN FOR GRAIN, BU	600	96	57,600	86
SOYBEANS, BU	600	44	26,400	78
WHEAT FOR GRAIN, BU	*	*	*	*
GRAIN SORGHUM, BU	*	*	*	*
BURLEY TOBACCO, LBS	1,580	2,265	3,580,000	17
DARK FIRED TOBACCO, LBS	*	*	*	*
DARK AIR TOBACCO, LBS	*	*	*	*
ALFALFA HAY, TONS	3,100	4.1	12,710	25
ALL OTHER HAY, TONS	25,000	2.1	52,500	33
BARLEY FOR GRAIN, BU	*	*	*	*

CENSUS	FARMS	ACRES IN FARMS	HARVESTED CROPLAND
1982	1,049	137,939	30,009
1987	1,021	141,754	30,486
1992	984	138,061	28,852
1997	880	124,749	30,597

LIVESTOCK & MILK	NUMBER	RANK
JAN 1, 2002 ALL CATTLE & CALVES	39,500	18
JAN 1, 2002 BEEF COWS	14,100	29
2001 MILK PRODUCTION, (000) LBS	15,800	29

CASH RECEIPTS	DOLLARS	RANK
(000)		
2001 CROPS	9,439	50
2001 LIVESTOCK	11,275	54
2001 TOTAL	20,714	58

* - None or no estimate available.