

Hawaii Farm Facts



February 2010

Cattle: January 1 Inventory Up 1 Percent

In cooperation with

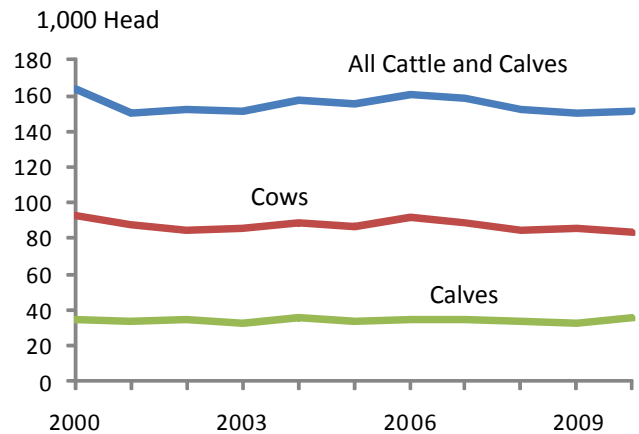


All cattle and calves on Hawaii's ranches as of January 1, 2010 were estimated at 151,000 head, up 1 percent or 1,000 head from January 1, 2009.

The past year has been a trying time for ranchers with drought conditions persisting throughout the State. While a small number of fortunate ranchers have fared fairly well, other ranchers, especially on the Leeward side of the Big Island, have had to haul water to pastures and supplement feed for their cattle.

All cows and heifers that have calved, at 83,000 head, were down 3 percent from January 1, 2009. **Beef cows** made up 54 percent of the total herd at 81,200 head, down 4 percent from a year ago. **Milk cows** totaled 1,800 head

CATTLE: January 1 Inventory State of Hawaii, 2000-2010



on January 1, 2010, up 13 percent from a year earlier.

Heifers weighing 500 pounds or more totaled 19,000 head on January 1, 2010, no change from January 1, 2009. The number of **beef cow replacements** (heifers weighing 500 pounds or more) declined 8 percent, or 1,000 head, to 12,000 head on January 1, 2010. **Other heifers** (greater than 500 pounds) increased by 1,000, or 20 percent, from the previous year. ■

Inside this issue:

Cattle 1-3

Hogs 3

Taro 4

Macadamia Nuts 5

Vegetables 6

Census Facts 7

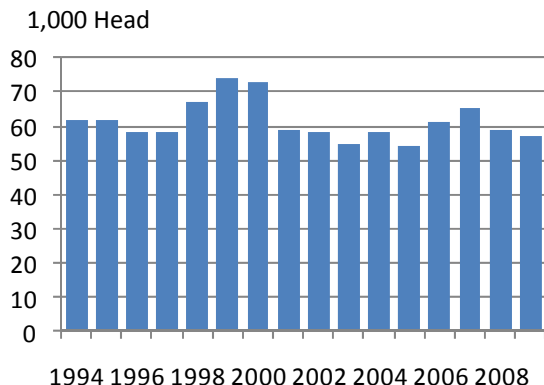
Hawaii

Drought Monitor 8

CATTLE AND CALVES: January 1 Inventory by Sex, Class, and Weight, State of Hawaii, 2006-2010

Year	All cattle and calves	All cows and heifers that have calved			Heifers 500 pounds and over				Steers 500 lbs. and over	Bulls 500 lbs. and over	Steers, heifers, and bulls under 500 lbs.
		Total	Beef cows	Milk cows	Total	Beef cow replacements	Milk cow replacements	Other			
1,000 head											
2006	161	92	87.4	4.6	22	15	2	5	7	5	35
2007	158	89	85.2	3.8	21	15	1	5	8	5	35
2008	152	85	82.7	2.3	20	14	1	5	8	5	34
2009	150	86	84.4	1.6	19	13	1	5	8	5	32
2010	151	83	81.2	1.8	19	12	1	6	8	5	36

CATTLE: Cattle & Calf Marketings
State of Hawaii, 1994-2009



Cattle Marketings Down 3 Percent

Total **cattle marketings** during 2009 is estimated at 57,000 head, down 3 percent from 2008. **Farm slaughter** remained steady at 1,000 head for 2009. All **cattle and calf deaths** totaled 6,000 head in 2009, 1,000 head less than 2008 as farmers have become accustomed to drought conditions and have adapted ranching practices with no relief expected in the near future. ■

2009 Calf Crop Consistent

The 2009 calf crop was estimated at 65,000 head, maintaining the same number as the previous three years. ■

CATTLE AND CALVES: Inventory and disposition, State of Hawaii, 2005-2009

Year	Inventory beginning January 1	Calf crop	Inshipments	Marketings	Farm slaughter	Deaths	Inventory January 1 following year
1,000 head							
2005	155	66	*	54	1	5	161
2006	161	65	*	61	1	6	158
2007	158	65	*	65	1	5	152
2008	152	65	*	59	1	7	150
2009	150	65	*	57	1	6	151

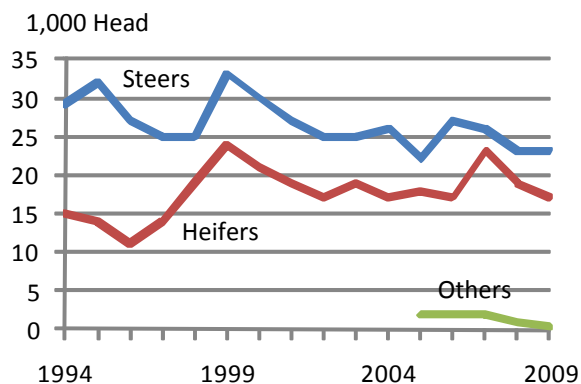
* = Less than 500.

Exports Down for Second Consecutive Year

Exports of cattle and calves totaled 41,000 head in 2009, down 5 percent from 2008. **Calves** (animals weighing less than 500 pounds) accounted for the bulk of exports at 38,000 head, or 93 percent of the 2009 total.

When 2009 exports are classified by sex, **steers** accounted for 56 percent of the total or 23,000 head, no change from the previous year. Exports of **heifers** totaled 18,000 head in 2009, down 5 percent from 2008. Exports of **other cattle**, mainly **bulls and cows**, totaled under 500 head. ■

CATTLE: Cattle & Calf Exports by Sex Class
State of Hawaii, 1994-2008



CATTLE AND CALVES: Exports, State of Hawaii, 2005-2009

Year	Total	By Weight Category		By Sex Class		
		Cattle ¹	Calves ²	Steers	Heifers	Others
1,000 head						
2005	42	3	39	22	18	2
2006	46	5	41	27	17	2
2007	51	4	47	26	23	2
2008	43	2	41	23	19	1
2009	41	3	38	23	18	*

NA = Not available. ¹ 500 pounds or more. ² 499 pounds or less. * Less than 500.