

PERMANENT RECORD

FREESTONE PEACH FREEZER AND DEHYDRATOR REPORT

STATE SUMMARY 1993 CROP YEAR

JANUARY 14, 1994



CALIFORNIA AGRICULTURAL
STATISTICS SERVICE

FREESTONE PEACH FREEZER AND DEHYDRATOR REPORT

Information contained in this report was supplied by dry yards and freezers of Freestone peaches to fulfill reporting requirements of Sections 55601.7 and 55601.8 of the California Food and Agricultural Code. Weighted average price represents the average roadside price paid to growers and packinghouses for fresh Freestone peaches used for freezing or drying. Freezers grading Freestone peaches reported approximately 7 percent as offgrade. Dry yards do not grade Freestone peaches, so there is not an offgrade percentage.

1993 FREESTONE PEACHES FOR FREEZING

Variety Type	Total Fresh Tons Received For Freezing <i>a/</i>	Total Fresh Tons Purchased For Freezing <i>b/</i>	Wtd. Average Price Paid To Growers FOB Roadside <i>c/</i>	Wtd. Average Price Paid To Packinghouses FOB Packinghouse <i>c/</i>
-- Dollars Per Ton --				
Mid-Gem	32,500	24,100	189.00	93.00
Late-Gem	27,700	19,600	191.00	72.00
Fay Elberta	15,200	11,900	183.00	<i>d/</i>
Other Varieties	3,400	3,100	193.00	49.00
All Varieties	78,800	58,700	188.00	70.00

a/ Total tons for freezing received from growers, packinghouses, and processor's own orchards.

b/ Total tons for freezing purchased from growers and packinghouses. Tons from processor's own orchards are excluded from this column.

c/ Fresh tons purchased from California growers totaled 54,100 for freezing. Tons purchased from packinghouses totaled 4,600. The weighted average price paid to growers and packinghouses was \$179.00 per ton. If the tons (20,100) grown in freezer's own orchards are included using grower price (\$188.00), then average value per ton received for freezing is \$181.00 per ton.

d/ No tons for this variety were reported purchased from packinghouses.

1993 FREESTONE PEACHES FOR DRYING

Variety Type	Total Tons Received For Drying <i>a/</i>	Total Tons Purchased For Drying <i>b/</i>	Total Dried Tons After Drying (Natural Cond.)	Dry-Away Ratio	Wtd. Average Price Paid To Growers <i>c/</i>	Wtd. Average Price Paid To Packinghouses <i>c/</i>
-- Dollars Per Ton --						
Fay Elberta	3,100	2,100	340	9.1	160.00	35.00
Lovell	1,200	600	170	7.1	175.00	<i>d/</i>
Gem Types	700	700	60	11.7	200.00	60.00
Other Varieties	9,900	9,800	980	10.1	165.00	50.00
All Varieties	14,900	13,200	1,550	9.6	171.00	49.00

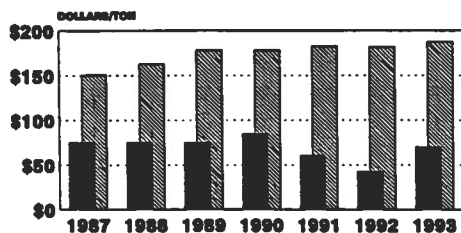
a/ Total tons for drying received from growers, packinghouses, and processor's own orchards.

b/ Total tons for drying purchased from growers and packinghouses. Tons from processor's own orchards are excluded from this column.

c/ Fresh tons purchased from California growers totaled 2,400 for drying. Tons purchased from packinghouses totaled 10,800. The weighted average price paid to growers and packinghouses was \$71.00 per ton. If the tons (1,700) grown in dehydrator's own orchards are included using grower price (\$171.00), then average value per ton received for drying is \$82.00 per ton.

d/ No tons for this variety were reported purchased from packinghouses.

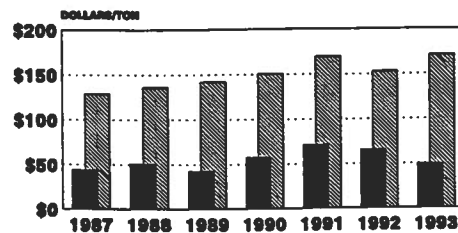
WEIGHTED AVERAGE PRICE PAID TO GROWERS & PACKINGHOUSES FOR FREEZING



PACKINGHOUSES	\$75	\$75	\$75	\$85	\$81	\$43	\$70
GROWERS	\$151	\$163	\$178	\$178	\$183	\$182	\$188

■ PACKINGHOUSES ■ GROWERS

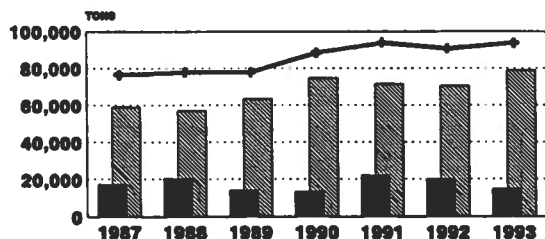
WEIGHTED AVERAGE PRICE PAID TO GROWERS & PACKINGHOUSES FOR DRYING



PACKINGHOUSES	\$44	\$51	\$43	\$58	\$72	\$88	\$49
GROWERS	\$129	\$136	\$142	\$151	\$170	\$153	\$171

■ PACKINGHOUSES ■ GROWERS

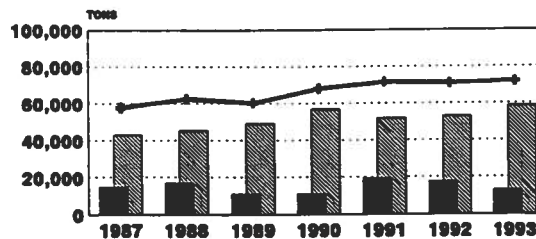
TOTAL TONS RECEIVED FOR FREEZING & DRYING



DRYING	17,500	20,800	14,300	13,550	22,200	20,200	14,900
FREEZING	58,000	57,250	63,500	74,850	71,800	70,400	78,800
TOTAL	75,500	77,850	77,800	88,400	93,800	90,600	93,700

■ DRYING ■ FREEZING + TOTAL

TOTAL TONS PURCHASED FOR FREEZING & DRYING



DRYING	14,900	17,200	11,200	11,100	19,400	17,900	13,200
FREEZING	42,900	46,300	48,100	58,950	52,100	53,100	58,700
TOTAL	57,800	62,500	60,300	68,050	71,500	71,000	71,900

■ DRYING ■ FREEZING + TOTAL

CALIFORNIA DEPARTMENT OF FOOD AND AGRICULTURE
SACRAMENTO, CALIFORNIA
HENRY J. VOSS, DIRECTOR

COMPILED AND PUBLISHED BY:

California Agricultural Statistics Service (CASS)
P.O. Box 1258
Sacramento, CA 95812
(916) 651-1522

Federal-State Market News Service
1220 N Street, Room 216
Sacramento, CA 94271-0001
(916) 654-0298