

FREESTONE PEACH PERMANENT RECORD FREEZER AND DEHYDRATOR REPORT

STATE SUMMARY 1992 CROP YEAR

RELEASED: JANUARY 8, 1993



CALIFORNIA AGRICULTURAL
STATISTICS SERVICE

FREESTONE PEACH FREEZER AND DEHYDRATOR REPORT

Information contained in this report was supplied by dry yards and freezers of Freestone peaches to fulfill reporting requirements of Sections 55601.7 and 55601.8 of the California Food and Agricultural Code. Weighted average price represents the average roadside price paid to growers and packinghouses for fresh Freestone peaches used for freezing or drying. Freezers grading Freestone peaches reported approximately 5 percent as offgrade. Dry yards do not grade Freestone peaches, so there is not an offgrade percentage.

1992 FREESTONE PEACHES FOR FREEZING

Variety Type	Total Fresh Tons Received For Freezing <u>a/</u>	Total Fresh Tons Purchased For Freezing <u>b/</u>	Wtd. Average Price Paid To Growers FOB Roadside <u>c/</u>	Wtd. Average Price Paid To Packinghouses FOB Packinghouse <u>c/</u>
-- Dollars Per Ton --				
Mid-Gem	22,000	14,900	181.00	89.00
Late-Gem	31,700	24,400	184.00	67.00
Fay Elberta	9,900	9,900	177.00	15.00
Other Varieties	6,800	3,900	185.00	47.00
All Varieties	70,400	53,100	182.00	43.00

a/ Total tons for freezing received from growers, packinghouses, and processor's own orchards.

b/ Total tons for freezing purchased from growers and packinghouses. Tons from processor's own orchards are excluded from this column.

c/ Fresh tons purchased from California growers totaled 46,400 for freezing. Tons purchased from packinghouses totaled 6,700. The weighted average price paid to growers and packinghouses was \$164.00 per ton. If the tons (17,300) grown in freezer's own orchards are included using grower price (\$182.00), then average value per ton received for freezing is \$168.00 per ton.

1992 FREESTONE PEACHES FOR DRYING

Variety Type	Total Tons Received For Drying <u>a/</u>	Total Tons Purchased For Drying <u>b/</u>	Total Dried Tons After Drying (Natural Cond.)	Dry-Away Ratio	Wtd. Average Price Paid To Growers <u>c/</u>	Wtd. Average Price Paid To Packinghouses <u>c/</u>
-- Dollars Per Ton --						
Fay Elberta	3,000	2,000	340	8.8	160.00	<u>d/</u>
Lovell	1,800	700	240	7.5	170.00	<u>d/</u>
Gem Types	1,300	1,300	120	10.8	195.00	80.00
Other Varieties	14,100	13,900	1,400	10.1	113.00	65.00
All Varieties	20,200	17,900	2,100	9.6	153.00	66.00

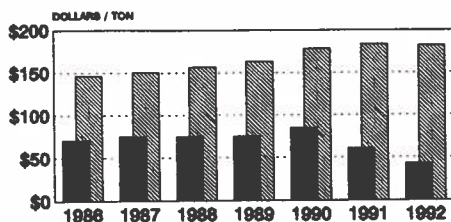
a/ Total tons for drying received from growers, packinghouses, and processor's own orchards.

b/ Total tons for drying purchased from growers and packinghouses. Tons from processor's own orchards are excluded from this column.

c/ Fresh tons purchased from California growers totaled 4,000 for drying. Tons purchased from packinghouses totaled 13,900. The weighted average price paid to growers and packinghouses was \$85.00 per ton. If the tons (2,300) grown in dehydrator's own orchards are included using grower price (\$153.00), then average value per ton received for drying is \$93.00 per ton.

d/ No tons for this variety were reported purchased from packinghouses.

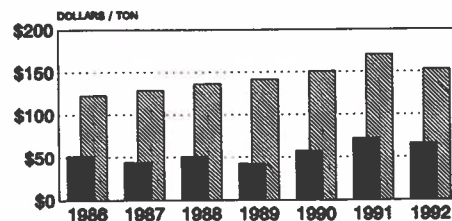
WEIGHTED AVERAGE PRICE PAID TO GROWERS & PACKINGHOUSES FOR FREEZING



PACKINGHOUSES	\$71	\$75	\$75	\$75	\$85	\$61	\$43
GROWERS	\$146	\$151	\$157	\$163	\$178	\$183	\$182

■ PACKINGHOUSES ■ GROWERS

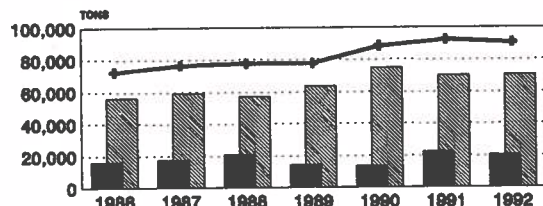
WEIGHTED AVERAGE PRICE PAID TO GROWERS & PACKINGHOUSES FOR DRYING



PACKINGHOUSES	\$52	\$44	\$51	\$43	\$58	\$72	\$66
GROWERS	\$123	\$129	\$136	\$142	\$151	\$170	\$163

■ PACKINGHOUSES ■ GROWERS

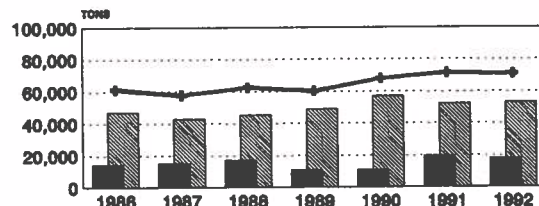
TOTAL TONS RECEIVED FOR FREEZING & DRYING



DRYING	16,250	17,500	20,600	14,300	13,550	22,200	20,200
FREEZING	56,250	59,000	57,250	63,500	74,850	70,100	70,400
TOTAL	72,500	76,500	77,850	77,800	88,400	92,300	90,600

■ DRYING ■ FREEZING ♦ TOTAL

TOTAL TONS PURCHASED FOR FREEZING & DRYING



DRYING	14,250	14,900	17,200	11,200	11,100	19,400	17,900
FREEZING	47,000	42,900	45,300	49,100	56,950	52,100	53,100
TOTAL	61,250	57,800	62,500	60,300	68,050	71,500	71,000

■ DRYING ■ FREEZING ♦ TOTAL

CALIFORNIA DEPARTMENT OF FOOD AND AGRICULTURE
SACRAMENTO, CALIFORNIA
HENRY J. VOSS, DIRECTOR

COMPILED AND PUBLISHED BY:

California Agricultural Statistics Service (CASS)
P.O. Box 1258
Sacramento, CA 95812
(916) 654-0799

Federal-State Market News Service
1220 N Street, Room 216
Sacramento, CA 94271-0001
(916) 654-0298