

FREESTONE PEACH FREEZER AND DEHYDRATOR REPORT

STATE SUMMARY 1991 CROP YEAR

PERMANENT RECORD

RELEASED: JANUARY 9, 1992

CALIFORNIA AGRICULTURAL
STATISTICS SERVICE

FREESTONE PEACH FREEZER AND DEHYDRATOR REPORT

Information contained in this report was supplied by dry yards and freezers of Freestone peaches to fulfill reporting requirements of Sections 55601.7 and 55601.8 of the California Food and Agricultural Code. Weighted average price represents the average roadside price paid to growers and packinghouses for fresh Freestone peaches used for freezing or drying. Freezers grading Freestone peaches reported approximately 3 percent as offgrade. Dry yards do not grade Freestone peaches, so there is not an offgrade percentage.

1991 FREESTONE PEACHES FOR FREEZING

Variety Type	Total Fresh Tons Received For Freezing a/	Total Fresh Tons Purchased For Freezing b/	Wtd. Average Price Paid To Growers FOB Roadside d/	Wtd. Average Price Paid To Packinghouses FOB Packinghouse d/
- - Dollars Per Ton - -				
Mid-Gem	23,100	15,600	185.00	115.00
Late-Gem	30,100	22,400	185.00	97.00
Fay Elberta	7,900	7,100	171.00	c/
Other Varieties	10,500	7,000	185.00	32.00
All Varieties	71,600	52,100	183.00	61.00

a/ Total tons for freezing received from growers, packinghouses, and processor's own orchards.

b/ Total tons for freezing purchased from growers and packinghouses. Tons from processor's own orchards are excluded from this column.

c/ No tons for this variety were reported purchased from packinghouses.

d/ Fresh tons purchased from California growers totaled 45,100 for freezing. Fresh tons purchased from packinghouses totaled 7,000. The weighted average price paid to growers and packinghouses was \$167.00 per ton. If the 19,500 tons grown in freezer's own orchards are included using a grower price of \$183.00, then average value per ton received for freezing is \$171.00 per ton.

1991 FREESTONE PEACHES FOR DRYING

Variety Type	Total Fresh Tons Received For Drying a/	Total Fresh Tons Purchased For Drying b/	Total Dried Tons After Drying (Natural Cond.)	Dry-Away Ratio	Wtd. Average Price Paid To Growers - FOB Roadside d/	Wtd. Average Price Paid To Packinghouses d/
- - Dollars Per Ton - -						
Fay Elberta	5,300	3,500	570	9.3	155.00	79.00
Lovell	2,100	1,200	260	8.1	163.00	c/
Gem Types	3,400	3,400	400	8.5	176.00	86.00
Other Varieties	11,400	11,300	1,170	9.7	182.00	68.00
All Varieties	22,200	19,400	2,400	9.3	170.00	72.00

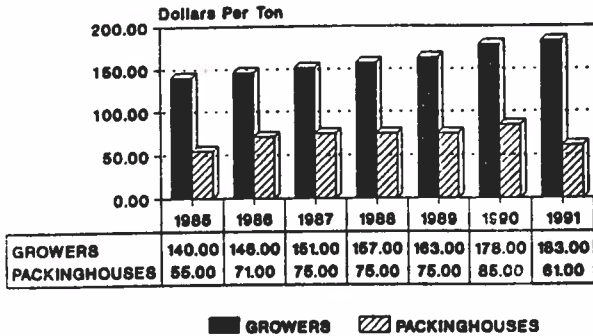
a/ Total tons for drying received from growers, packinghouses, and processor's own orchards.

b/ Total tons for drying purchased from growers and packinghouses. Tons from processor's own orchards are excluded from this column.

c/ No tons for this variety were reported purchased from packinghouses.

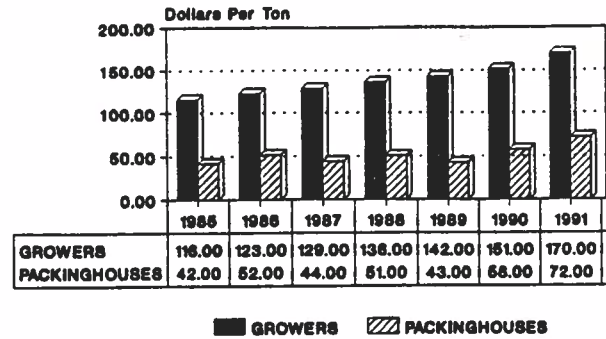
d/ Fresh tons purchased from California growers totaled 7,200 for drying. Fresh tons purchased from packinghouses totaled 12,200. The weighted average price paid to growers and packinghouses was \$108.00 per ton. If the 2,800 tons grown in dehydrator's own orchards are included using a grower price of \$170.00, then average value per ton received for drying is \$116.00 per ton.

WEIGHTED AVERAGE PRICE PAID TO GROWERS & PACKINGHOUSES FOR FREEZING



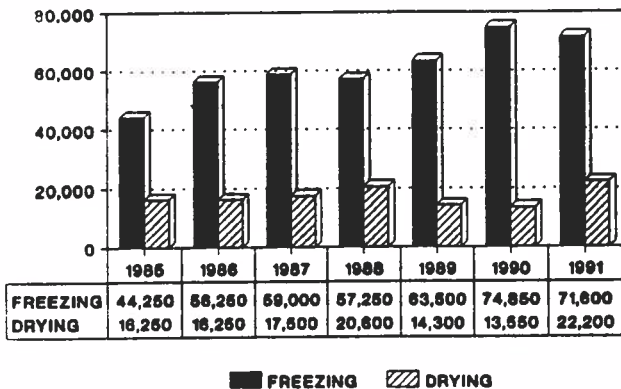
SOURCE: CASS

WEIGHTED AVERAGE PRICE PAID TO GROWERS & PACKINGHOUSES FOR DRYING



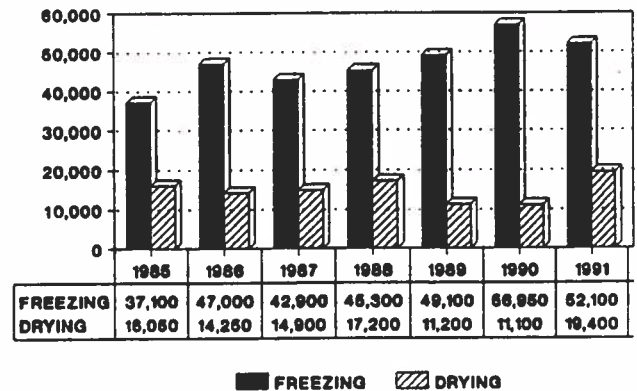
SOURCE: CASS

TOTAL TONS RECEIVED FOR FREEZING & DRYING



SOURCE: CASS

TOTAL TONS PURCHASED FOR FREEZING & DRYING



SOURCE: CASS

CALIFORNIA DEPARTMENT OF FOOD AND AGRICULTURE
SACRAMENTO, CALIFORNIA
HENRY J. VOSS, DIRECTOR

COMPILED AND PUBLISHED BY:

California Agricultural Statistics Service (CASS)
P.O. Box 1258
Sacramento, CA 95812
(916) 654-0799

Federal-State Market News Service
1220 N Street, Room 216
Sacramento, CA 94271-0001
(916) 654-0298