


# 2001 California Olive Probability Survey Report



Released: August 10, 2001  
5:30 A.M. PDT



CALIFORNIA AGRICULTURAL  
STATISTICS SERVICE

## 2001 CALIFORNIA OLIVE FORECAST

California's 2001 olive crop forecast is 125,000 tons, up 136 percent compared to last year's 53,000 tons. The bearing acreage, similar to last year's, is estimated to be 36,000 acres. The yield, at 3.47 tons per acre, is also 136 percent more than the previous year. Olives, an alternate bearing crop, experienced a twenty-year low last year. This year, it was expected that the olive crop would be relatively large. However, hot weather during bloom may have affected the fruit set, lowering the expected production level.

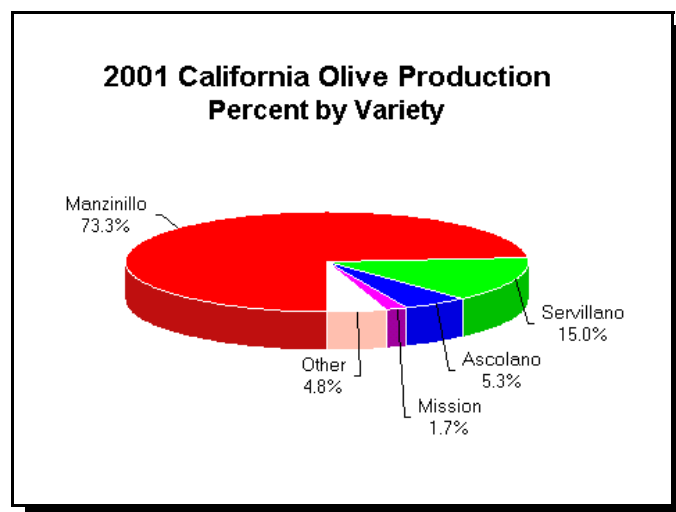
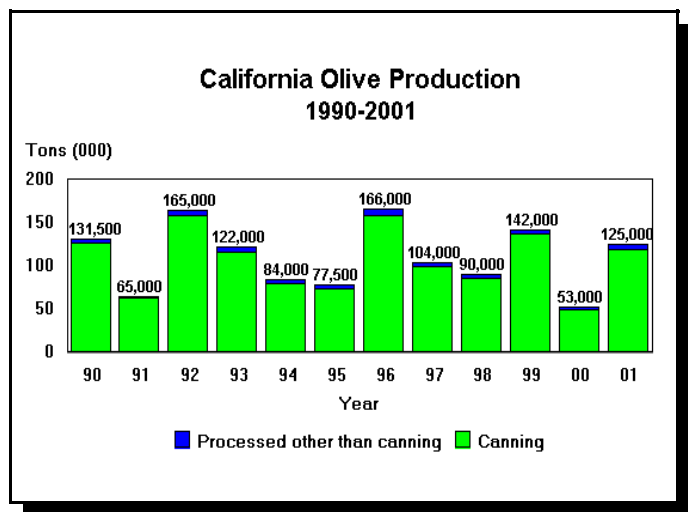
Manzanillo and Servillano are expected to produce 73 percent and 15 percent, respectively, of the total production. The remaining 12 percent are expected to come from all other varieties. It is estimated that 95 percent of the total production, or 119,000 tons, will be used for canning. The remaining 5 percent will be used for olive oil and other specialty products.

## VARIETAL FORECAST

Growers were asked to estimate production by variety. The following table lists a varietal level forecast based on survey data.

Variety	2000		2001 Estimated Tonnage	Percent Change
	Acreage	Tonnage		
Ascolano	1,600	6,300	6,600	105
Manzanillo	25,300	32,200	91,600	284
Mission	1,300	1,600	2,100	131
Servillano	6,200	8,800	18,700	212
Other <sup>1/</sup>	1,600	4,100	6,000	146
TOTAL	36,000	53,000	125,000	236

<sup>1/</sup> Includes acreage and production for varieties that were or will be used for oil and other specialty products.



## SURVEY METHODOLOGY

The California Agricultural Statistics Service (CASS) designed the probability survey, developed a sampling scheme, and analyzed the data. The olive industry provided CASS with grower names and last year's tonnage.

## SURVEY SAMPLE

A total of 386 growers was sampled for the survey. Reports from 354 were used by CASS to establish this forecast. The sample is designed to give a State estimate of all varieties; estimates by variety should be construed to be less precise.