



United States Department of Agriculture
National Agricultural Statistics Service



Pacific Region - Labor

Cooperating with the California Employment Development Department, and Hawaii and Nevada Departments of Agriculture
Pacific Regional Office · P.O. Box 1258 · Sacramento, CA 95812 · (916) 738-6600 · (855) 270-2722 Fax · www.nass.usda.gov/ca

Released: May 25, 2022

Number of Workers, Gross Hours Worked — Selected Regions and United States: April 10-16, 2022

[Excludes agricultural service workers and Alaska]

Region	Number of Workers	Hired workers		Number of hours worked	
		Expected to be employed			Gross hours
		150 days or more	149 days or less		
	(1,000)	(1,000)	(1,000)	(hours per week)	
California.....	135	108	27	38.8	
Hawaii.....	5	4	1	35.3	
Mountain II ¹	18	14	4	42.1	
United States.....	630	518	112	39.7	

¹ Mountain II Region includes Colorado, Nevada, and Utah

Number of Workers, Gross Hours Worked — Selected Regions and United States: January 9-15, 2022

[Excludes agricultural service workers and Alaska]

Region	Number of Workers	Hired workers		Number of hours worked	
		Expected to be employed			Gross hours
		150 days or more	149 days or less		
	(1,000)	(1,000)	(1,000)	(hours per week)	
California.....	118	77	41	39.3	
Hawaii.....	5	4	1	35.7	
Mountain II ¹	14	13	1	41.6	
United States.....	507	420	87	39.3	

¹ Mountain II Region includes Colorado, Nevada, and Utah

Gross Wage Rates by Type of Worker ¹ — Selected Regions and United States: April 10-16, 2022

[Excludes agricultural service workers and Alaska]

Region	Field Workers	Livestock Workers	Field and livestock combined	Wage rates for all hired workers
	Gross wage	Gross wage	Gross wage	Gross wage
	(dollars per hour)	(dollars per hour)	(dollars per hour)	(dollars per hour)
California.....	18.25	18.35	18.26	19.71
Hawaii.....	16.50	18.55	16.84	18.95
Mountain II ²	17.53	15.37	16.43	17.34
United States.....	16.50	15.82	16.27	17.22

¹ Benefits, such as housing and meals, are provided to some workers but the values are not included in either the gross wage rates or the base wage rates.

² Mountain II Region includes Colorado, Nevada, and Utah

Gross Wage Rates by Type of Worker ¹ — Selected Regions and United States: January 9-15, 2022

[Excludes agricultural service workers and Alaska]

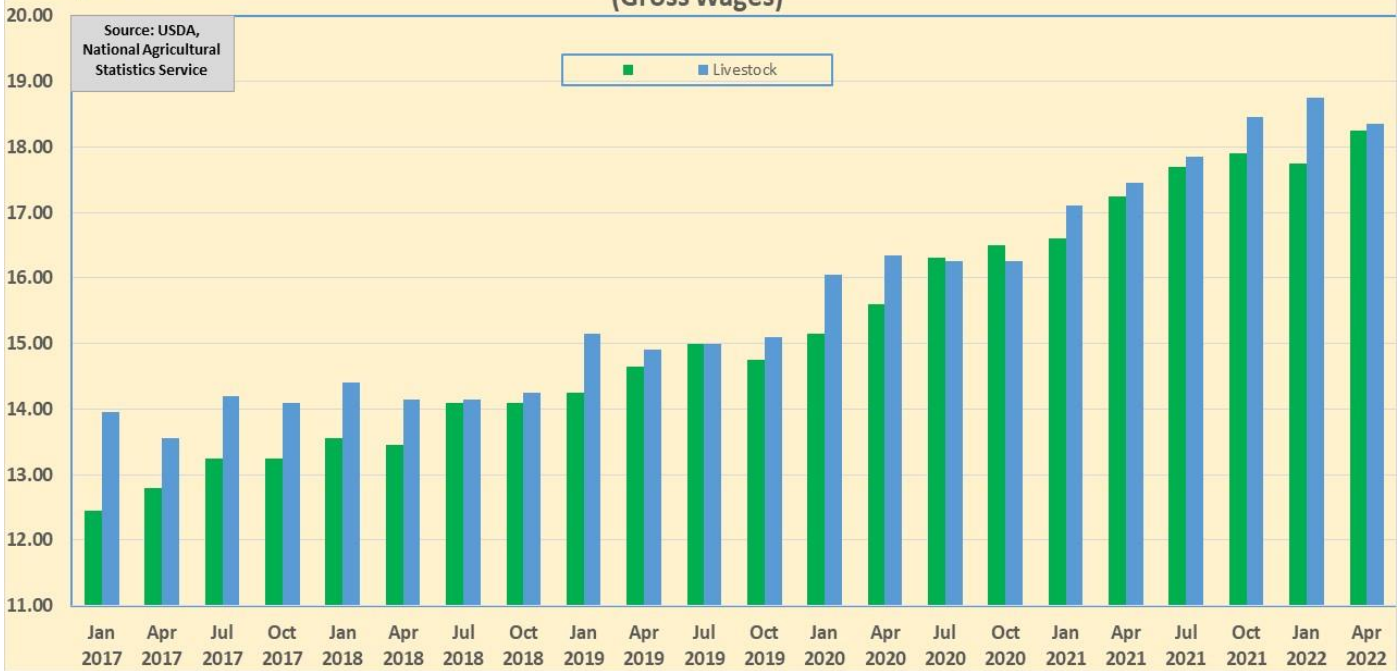
Region	Field Workers	Livestock Workers	Field and livestock combined	Wage rates for all hired workers
	Gross wage	Gross wage	Gross wage	Gross wage
	(dollars per hour)	(dollars per hour)	(dollars per hour)	(dollars per hour)
California.....	17.75	18.75	17.98	20.16
Hawaii.....	16.40	18.15	16.68	18.82
Mountain II ²	17.36	15.62	16.37	17.48
United States.....	16.54	16.12	16.37	17.63

¹ Benefits, such as housing and meals, are provided to some workers but the values are not included in either the gross wage rates or the base wage rates.

² Mountain II Region includes Colorado, Nevada, and Utah

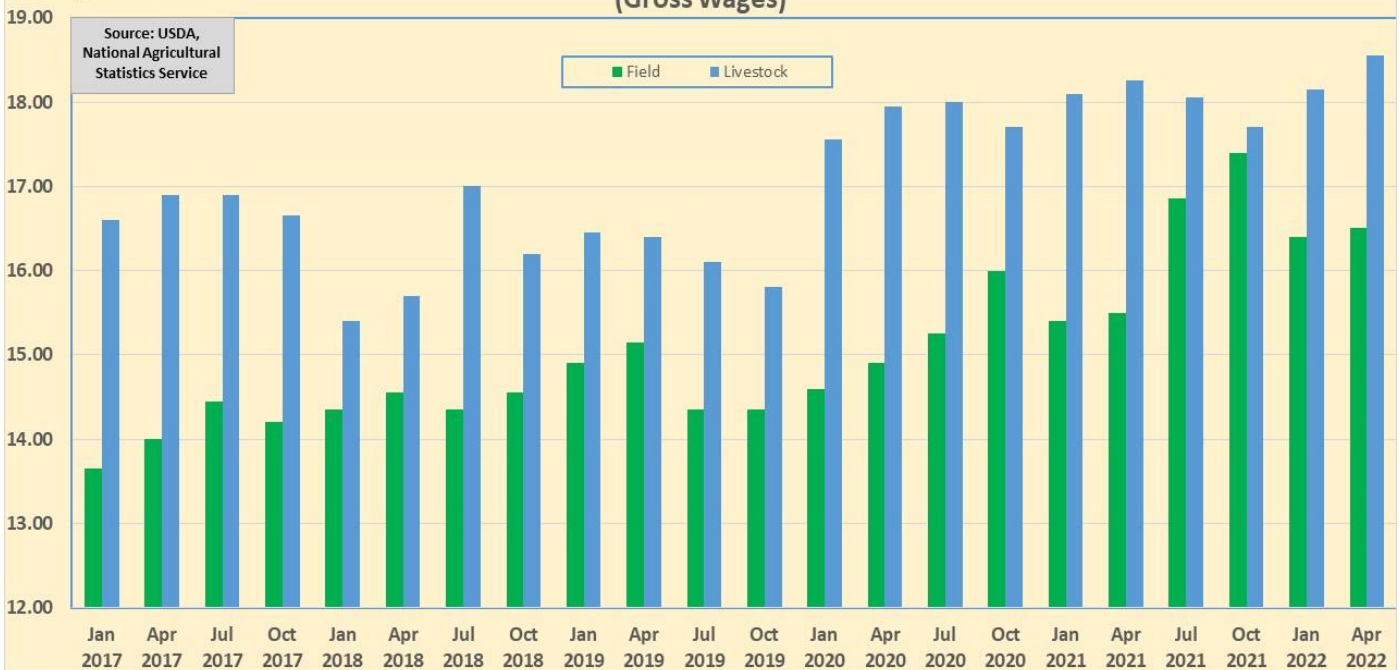
Wage Rates by Type of Worker California (Gross Wages)

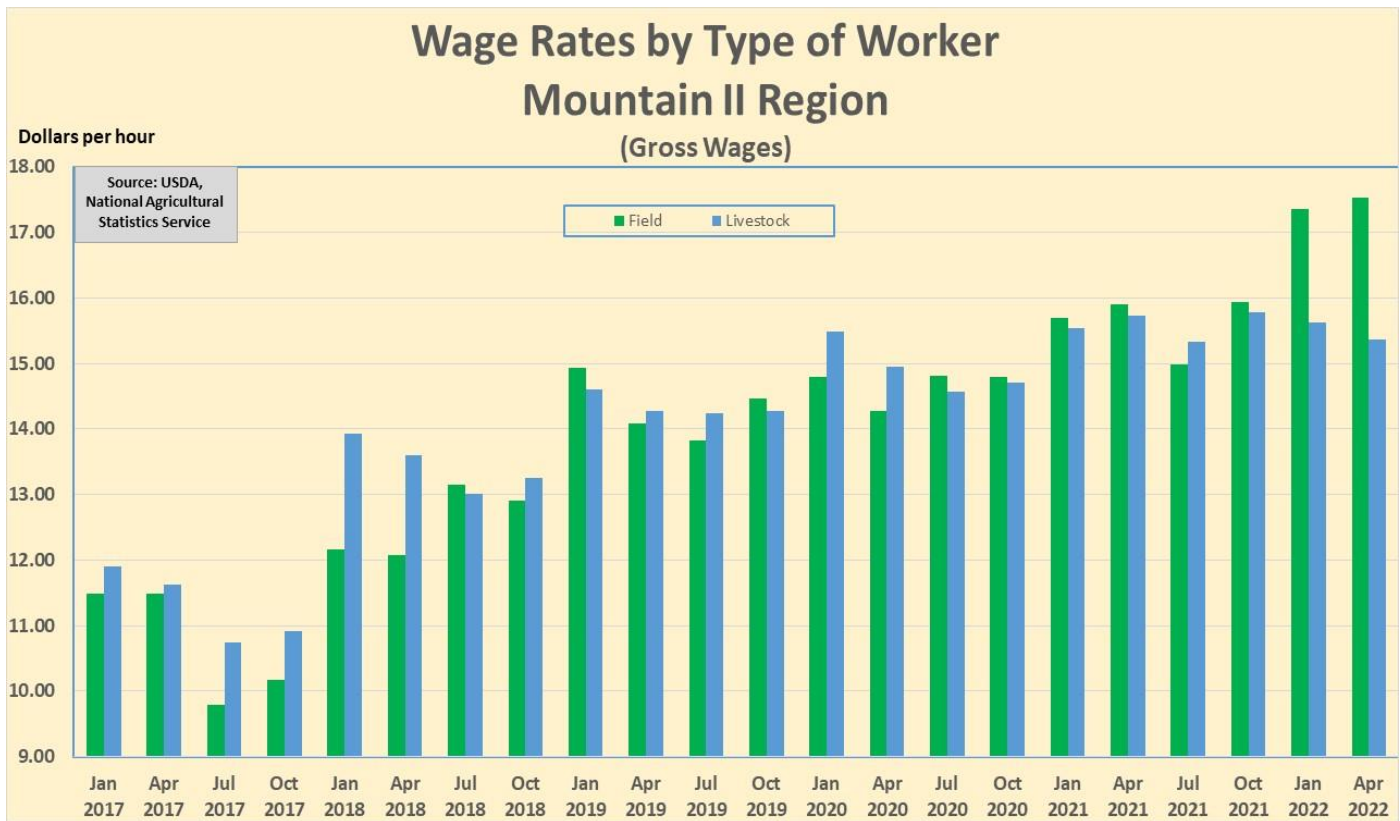
Dollars per hour



Wage Rates by Type of Worker Hawaii (Gross Wages)

Dollars per hour





Access to NASS Reports

Access the National publication for this release at: <https://usda.library.cornell.edu/concern/publications/x920fw89s>

For your convenience, you may access NASS reports and products the following ways:

- All reports are available electronically, at no cost, on the NASS web site: www.nass.usda.gov.
- Both state and national and reports are available via a free e-mail subscription. To set-up this free subscription, visit the links below:

State Reports

https://www.nass.usda.gov/Publications/Subscribe_to_State_Reports/index.php

National Reports

<https://usda.library.cornell.edu/>

<https://www.nass.usda.gov/Newsroom/Subscribe/index.php>

For more information on NASS surveys and reports, call the NASS Agricultural Statistics Hotline at (800) 727 - 9540, 7:30 a.m. to 4:00 p.m. ET, or e-mail: nass@usda.gov.

The U.S. Department of Agriculture (USDA) prohibits discrimination against its customers, employees, and applicants for employment on the basis of race, color, national origin, age, disability, sex, gender identity, religion, reprisal, and where applicable, political beliefs, marital status, familial or parental status, sexual orientation, or all or part of an individual's income is derived from any public assistance program, or protected genetic information in employment or in any program or activity conducted or funded by the Department. (Not all prohibited bases will apply to all programs and/or employment activities.)