



United States Department of Agriculture
National Agricultural Statistics Service



Arkansas Crop Production

Released: October 11, 2024

Delta Region – Arkansas Field Office

10800 Financial Centre Parkway, Suite 110, Little Rock, Arkansas 72211

(501) 228-9926 · (855) 270-2705 FAX · www.nass.usda.gov

Cooperating with the Arkansas Department of Agriculture

This report contains the results from the **2024 October Ag Yield** and **Objective Yield** surveys. These data are also posted on our web site at <https://www.nass.usda.gov/ar> and in a more detailed report at <https://www.nass.usda.gov>. Thanks to all who responded to these surveys, and to the cotton and soybean producers who allowed objective measurements to be taken in their fields.

Corn Yield and Production Unchanged from September
Cotton Yield and Production Down from September
Rice Yield and Production Unchanged from September
Soybean Yield and Production Unchanged from September

Arkansas **corn** for grain production is forecast at 90.2 million bushels, unchanged from September 1 forecast but down 41 percent from 2023. Based on conditions as of October 1, yield is expected to average 186 bushels per acre, unchanged from last month but up 3 bushels from last year. Harvested acreage for grain is estimated at 485,000 acres, down 345,000 acres from 2023.

Upland cotton production is forecast at 1.60 million bales, down 50,000 bales from the September 1 forecast but 238,000 bales above last year. Based on conditions as of October 1, yield is expected to average 1,200 pounds per harvested acre, down 38 pounds from last month and down 95 pounds from 2023. Harvested acreage is estimated at 640,000 acres, up 135,000 acres from 2023.

Hay production, excluding alfalfa, is forecast at 2.68 million tons, up 22 percent from 2023. Based on conditions as of October 1, yield is expected to average 2.20 tons per acre, unchanged from the August 1 forecast but up 0.30 ton from last year. Producers expect to harvest 1.22 million acres of all hay, excluding alfalfa, up 60,000 acres from 2023.

Peanut production is forecast at 233 million pounds, unchanged from the September 1 forecast but up 18 percent from a year ago. Based on conditions as of October 1, yield is expected to average 5,300 pounds per acre, unchanged from last month but down 500 pounds from 2023. Harvested acreage is estimated at 44,000 acres, up 10,000 acres from 2023.

All rice production for the state is forecast at 109 million hundredweight, unchanged from the September 1 forecast but up 2 percent from last year's production of 107 million hundredweight. Based on conditions as of October 1, the all rice yield for 2024 is forecast at 7,600 pounds per acre, unchanged from last month but up 50 pounds from last year. Producers expect to harvest 1.43 million acres of rice, up 14,000 acres from 2023.

Soybean production in 2024 is forecast at 166 million bushels, unchanged from the September 1 forecast but up 4 percent from last year. Based on conditions as of October 1, yield is expected to average 55 bushels per acre, unchanged from last month but up 1 bushel from last year. Harvested acreage estimated at 3.02 million acres, up 70,000 acres from 2023.

Area Harvested, Yield, and Production - Arkansas and United States: 2023 and Forecasted October 1, 2024

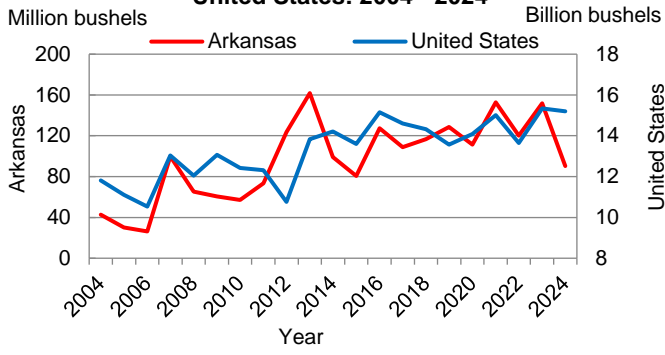
Crop	Unit	Area harvested		Yield			Production	
		2023	2024	2023	2024		2023	2024
					September 1	October 1		
Arkansas		(1,000 acres)	(1,000 acres)	(per acre)	(per acre)	(per acre)	(1,000 units)	(1,000 units)
Corn, for grain	bushels	830.0	485.0	183.00	186.00	186.00	151,890	90,210
Cotton, upland	1	505.0	640.0	1,295.00	1,238.00	1,200.00	1,362	1,600
Hay, excluding alfalfa	tons	1,160.0	1,220.0	1.90	(NA)	2.20	2,204	2,684
Peanuts	pounds	34.0	44.0	5,800.00	5,300.00	5,300.00	197,200	233,200
Rice, all	2	1,417.0	1,431.0	7,550.00	7,600.00	7,600.00	106,968	108,756
Soybeans, for beans	bushels	2,950.0	3,020.0	54.00	55.00	55.00	159,300	166,100
United States		(1,000 acres)	(1,000 acres)	(per acre)	(per acre)	(per acre)	(1,000 units)	(1,000 units)
Corn, for grain	bushels	86,506.0	82,710.0	177.30	183.60	183.80	15,340,520	15,203,309
Cotton, upland	1	6,301.8	8,442.6	895.00	794.00	778.00	11,750	13,685
Hay, excluding alfalfa	tons	37,187.0	35,904.0	1.85	(NA)	2.03	68,853	72,871
Peanuts	pounds	1,557.0	1,749.0	3,775.00	3,836.00	3,683.00	5,877,560	6,441,400
Rice, all	2	2,854.0	2,896.0	7,649.00	7,588.00	7,590.00	218,291	219,812
Soybeans, for beans	bushels	82,271.0	86,271.0	50.60	53.20	53.10	4,162,057	4,581,984

(NA) Not available.

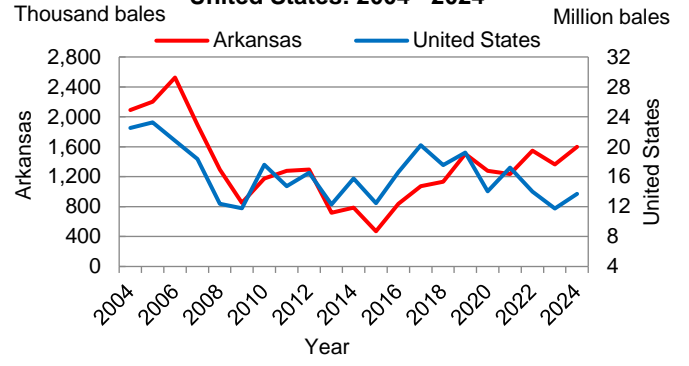
¹ Cotton yield in pounds per acre, production in 480 pound bales.

² Rice yield in pounds per acre, production in hundredweight (cwt).

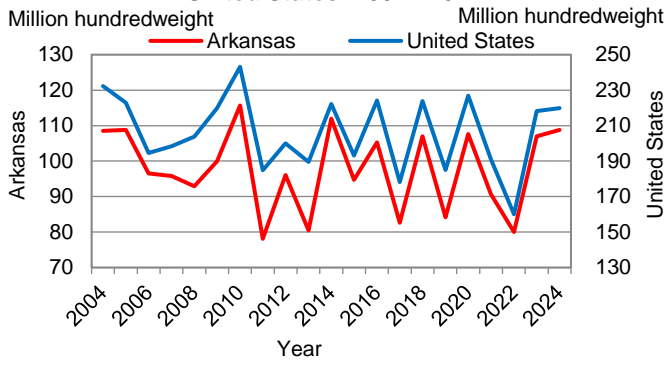
Corn: Production - Arkansas and United States: 2004 - 2024



Upland Cotton: Production - Arkansas and United States: 2004 - 2024



All Rice: Production - Arkansas and United States: 2004 - 2024



Soybean: Production - Arkansas and United States: 2004 - 2024

