



United States Department of Agriculture  
National Agricultural Statistics Service



Arkansas Crop Production

Released: September 12, 2023

Delta Region – Arkansas Field Office

10800 Financial Centre Parkway, Suite 110, Little Rock, Arkansas 72211

(501) 228-9926 · (855) 270-2705 FAX · [www.nass.usda.gov](http://www.nass.usda.gov)

Cooperating with the Arkansas Department of Agriculture

This report contains the results from the **2023 September Ag Yield** and **Objective Yield** surveys. These data are also posted on our web site at <https://www.nass.usda.gov/ar> and in a more detailed report at <https://www.nass.usda.gov>. Thanks to all who responded to these surveys, and to the cotton and soybean producers who allowed objective measurements to be taken in their fields.

**Corn Yield Unchanged but Production Down from August**  
**Cotton Yield Down but Production Up from August**  
**Rice Yield Unchanged but Production Up from August**  
**Soybean Yield Unchanged but Production Up from August**

Arkansas **corn** for grain production is forecast at 149 million bushels, down 5 percent from the August 1 forecast but up 24 percent from 2022. Based on conditions as of September 1, yield is expected to average 180 bushels per acre, unchanged from last month but up 7 bushels from last year. Planted acreage is revised to 850,000 acres, down 40,000 acres from June 2023. Harvested acreage for grain is revised from 870,000 to 830,000 acres.

**Upland cotton** production is forecast at 1.20 million bales, up 10,000 bales from the August 1 forecast but 348,000 bales below last year. Based on conditions as of September 1, yield is expected to average 1,141 pounds per harvested acre, down 62 pounds from last month and down 38 pounds from 2022. Planted acreage is revised to 510,000 acres, up 30,000 acres from June 2023. Harvested acreage is revised from 475,000 to 505,000 acres.

**Peanut** production in 2023 is forecast at 170 million pounds, unchanged from the August 1 forecast but up 2 percent from a year ago. Based on conditions as of September 1, yield is expected to average 5,000 pounds per acre, unchanged from last month but down 200 pounds from 2022. Planted acreage is 35,000 acres, unchanged from June 2023. Harvested acreage is 34,000 acres, up 2,000 acres from last year.

**All rice** production for the state is forecast at 107 million hundredweight, up 9 percent from the August 1 forecast and up 33 percent from last year's production of 80.3 million hundredweight. Based on conditions as of September 1, the all rice yield for 2023 is forecast at 7,550 pounds per acre, unchanged from last month but up 140 pounds from last year. All rice planted acreage is revised to 1.44 million acres, up 125,000 acres from June 2023. Breakdown by grain length are: long grain planted area is 1.22 million acres, medium grain planted area is 215,000 acres, and short grain planted area is 1,000 acres. Harvested acreage for all rice is revised to 1.41 million acres, up 120,000 acres from June.

**Soybean** production in 2023 is forecast at 156 million bushels, up 3 percent from the August 1 forecast but down 5 percent from last year. Based on conditions as of September 1, yield is expected to average 53 bushels per acre, unchanged from last month but up 1 bushel from last year. Planted acreage is revised to 2.98 million acres, up 80,000 acres from June 2023. Harvested acreage is revised from 2.87 million to 2.95 million acres.

**Area Harvested, Yield, and Production - Arkansas and United States: 2022 and Forecasted September 1, 2023**

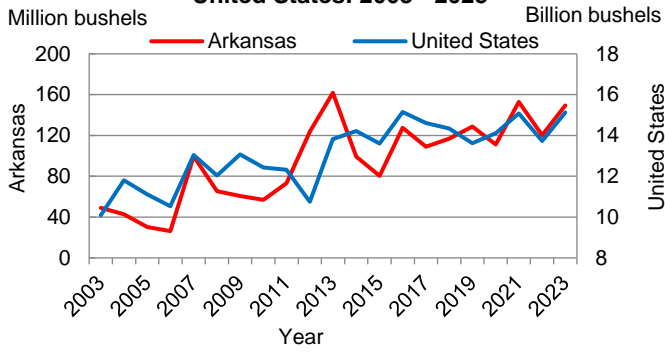
Crop	Unit	Area harvested		Yield			Production	
		2022	2023	2022	2023		2022	2023
					August 1	September 1		
<b>Arkansas</b>		(1,000 acres)	(1,000 acres)	(per acre)	(per acre)	(per acre)	(1,000 units)	(1,000 units)
Corn, for grain .....	bushels	695.0	830.0	173.0	180.0	180.0	120,235	149,400
Cotton, upland .....	1	630.0	505.0	1,179.0	1,203.0	1,141.0	1,548	1,200
Peanuts .....	pounds	32.0	34.0	5,200.0	5,000.0	5,000.0	166,400	170,000
Rice, all .....	2	1,084.0	1,411.0	7,410.0	7,550.0	7,550.0	80,340	106,531
Soybeans, for beans ..	bushels	3,150.0	2,950.0	52.0	53.0	53.0	163,800	156,350
<b>United States</b>		(1,000 acres)	(1,000 acres)	(per acre)	(per acre)	(per acre)	(1,000 units)	(1,000 units)
Corn, for grain .....	bushels	79,207.0	87,096.0	173.3	175.1	173.8	13,729,719	15,133,911
Cotton, upland .....	1	7,131.5	7,879.8	942.0	773.0	778.0	13,998	12,776
Peanuts .....	pounds	1,385.4	1,599.8	4,019.0	4,047.0	3,953.0	5,568,150	6,323,710
Rice, all .....	2	2,172.0	2,850.0	7,383.0	7,699.0	7,751.0	160,368	220,907
Soybeans, for beans ..	bushels	86,336.0	82,791.0	49.5	50.9	50.1	4,276,123	4,146,036

<sup>1</sup> Cotton yield in pounds per acre, production in 480 pound bales.

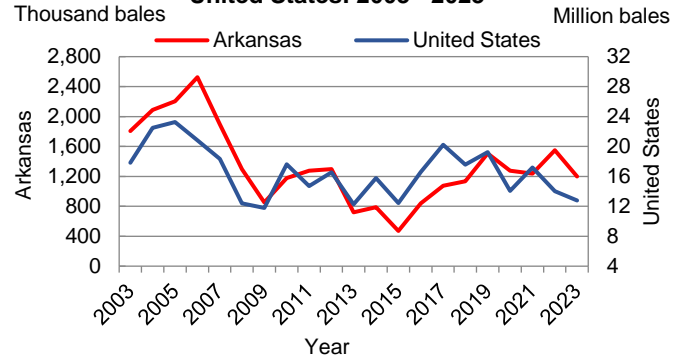
<sup>2</sup> Rice yield in pounds per acre, production in hundredweight (cwt).



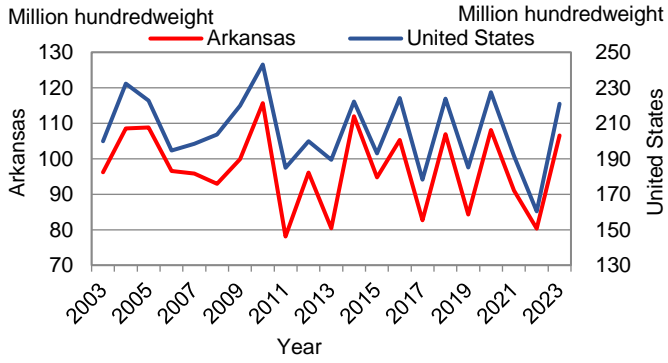
**Corn: Production - Arkansas and United States: 2003 - 2023**



**Upland Cotton: Production - Arkansas and United States: 2003 - 2023**



**All Rice: Production - Arkansas and United States: 2003 - 2023**



**Soybean: Production - Arkansas and United States: 2003 - 2023**

