

Shonto Chapter

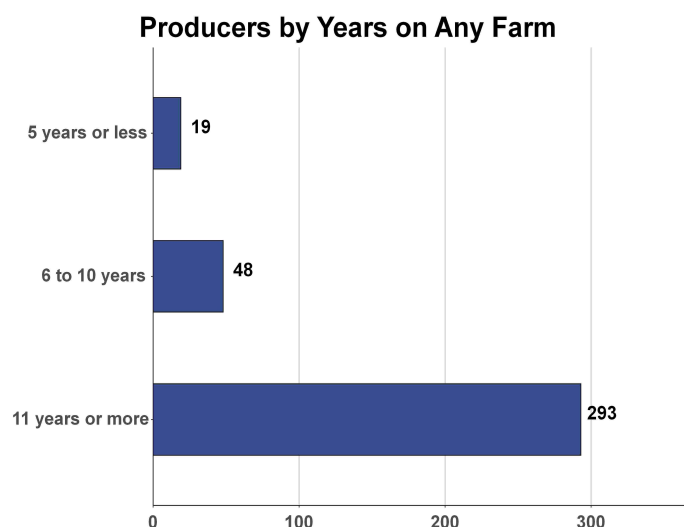
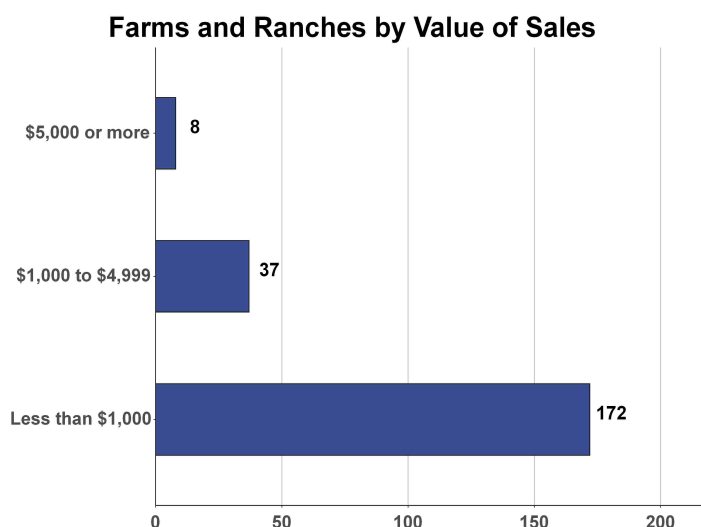
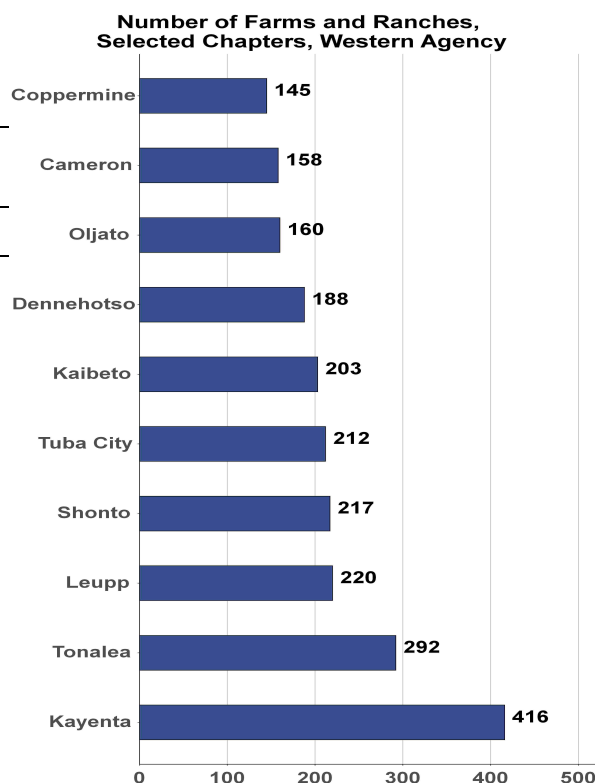
Total and Per Farm Overview

	2022	% of Western Agency
Number of Farms and Ranches	217	7.2

Total	(\$)	
Market value of products sold	251,000	4.2
Crop sales	133,000	12.1
Livestock sales	118,000	2.4
Farm production expenses	2,692,000	7.3

Per farm average	(\$)
Market value of product sold	1,156

Shares of Sales by Type	(%)
Crop sales	53.1
Livestock sales	46.9



Shonto Chapter

Livestock and Crop Totals

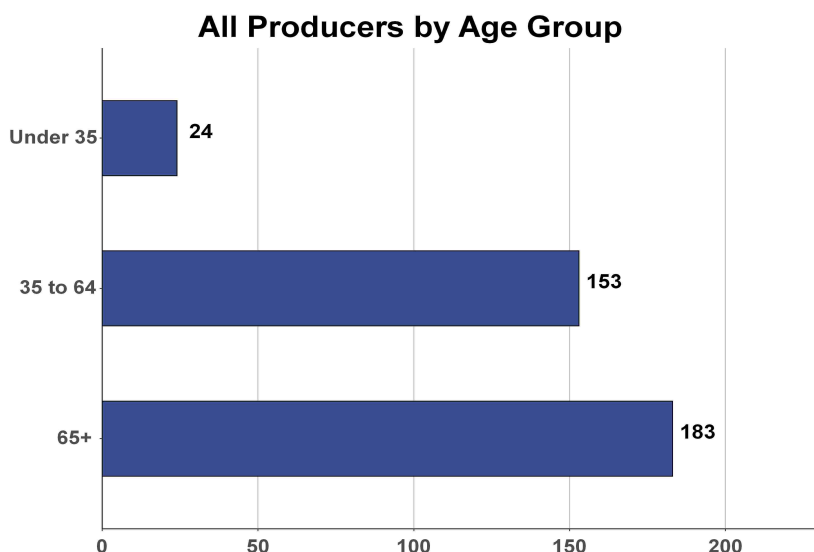
Livestock	Farms	Inventory	% of Western Agency
Cattle and calves	68	715	4.2
Beef cows	62	393	4.0
Sheep and lambs	183	3,565	8.6
Horses and ponies	93	354	6.3
Goats	89	1,014	7.6

Crops	Farms	Acres	% of Western Agency
Corn, traditional	14	26	12.8
Hay and haylage	-	-	-
Vegetables	7	17	10.7
Cantaloupes	2	(D)	(D)
Honeydew melons	2	(D)	(D)
Squash, all	4	2	4.7
Watermelons	5	12	(D)

Total Producers^a 360
Average age (years) 64.1

Sex
Female 220
Male 140

Other characteristics
With military service 52
New and beginning farmers 67
Young Producers 24



See [2022 Census of Agriculture](#), U.S. Summary and State Data, for complete footnotes, explanations, definitions, commodity descriptions, and methodology. ^a Data collected for a maximum of four producers per farm. (D) Withheld to avoid disclosing data for individual operations. (NA) Not available. (Z) Less than one unit shown. (-) Represents zero.