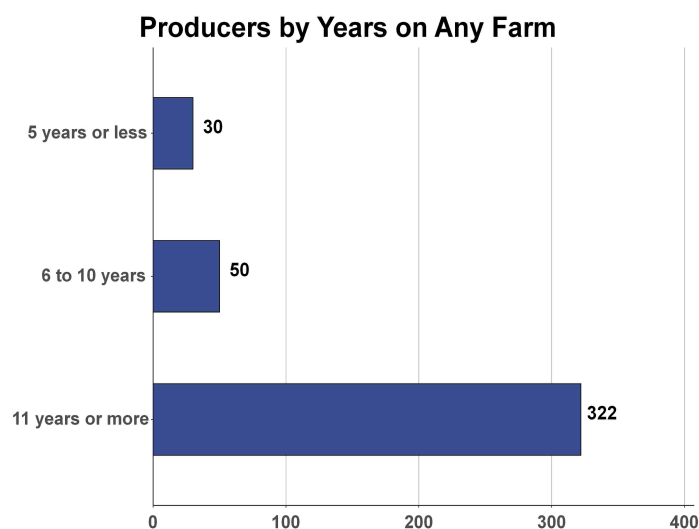
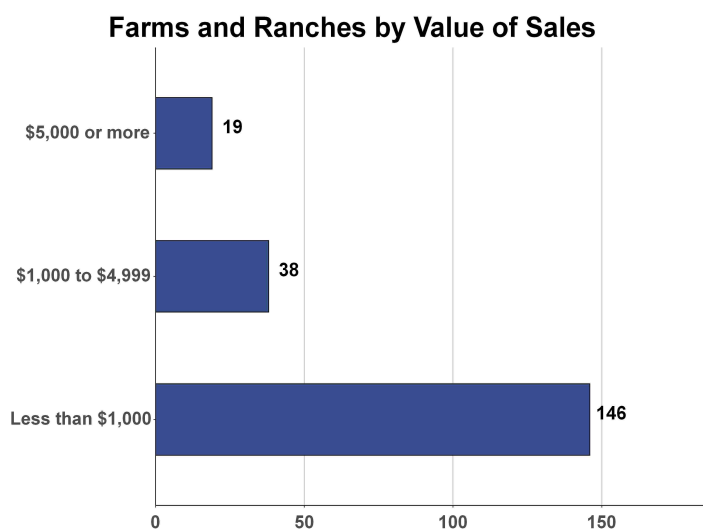
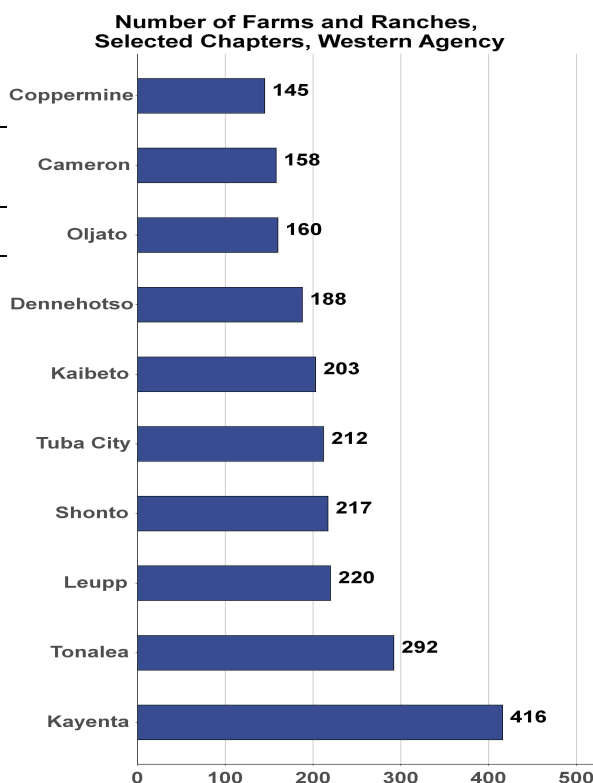


Kaibeto Chapter

Total and Per Farm Overview

	2022	% of Western Agency
Number of Farms and Ranches	203	6.7
Total	(\$)	
Market value of products sold	386,000	6.4
Crop sales	47,000	4.3
Livestock sales	339,000	6.9
Farm production expenses	3,659,000	10.0
Per farm average	(\$)	
Market value of product sold	1,902	
Shares of Sales by Type	(%)	
Crop sales	12.2	
Livestock sales	87.8	



Kaibeto Chapter

Livestock and Crop Totals

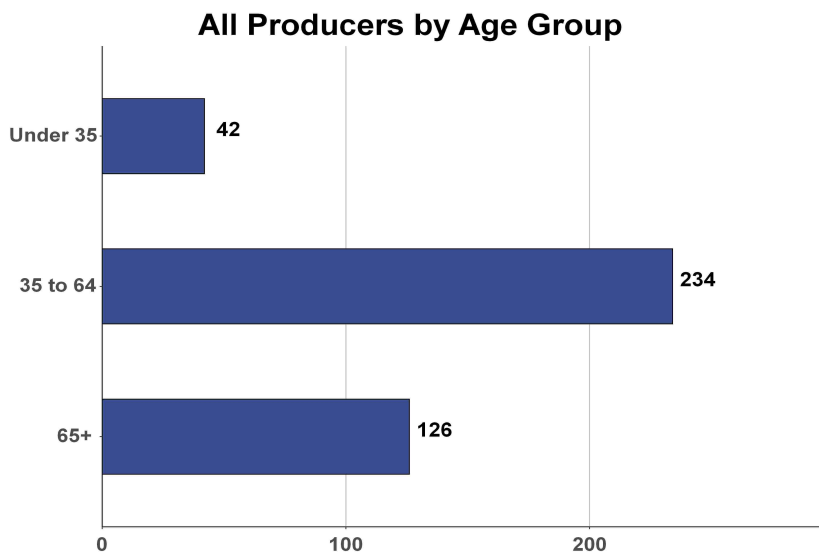
Livestock			% of Western Agency
	Farms	Inventory	
Cattle and calves	110	1,383	8.2
Beef cows	92	774	8.0
Sheep and lambs	143	2,686	6.5
Horses and ponies	134	468	8.3
Goats	87	1,396	10.5

Crops			% of Western Agency
	Farms	Acres	
Corn, traditional	14	19	9.4
Hay and haylage	-	-	-
Vegetables	9	(D)	(D)
Cantaloupes	-	-	-
Honeydew melons	2	(D)	(D)
Squash, all	5	1	2.3
Watermelons	9	(D)	(D)

Total Producers^a 402
Average age (years) 56.8

Sex
Female 195
Male 207

Other characteristics
With military service 18
New and beginning farmers 80
Young Producers 42



See [2022 Census of Agriculture](#), U.S. Summary and State Data, for complete footnotes, explanations, definitions, commodity descriptions, and methodology. ^a Data collected for a maximum of four producers per farm. (D) Withheld to avoid disclosing data for individual operations. (NA) Not available. (Z) Less than one unit shown. (-) Represents zero.