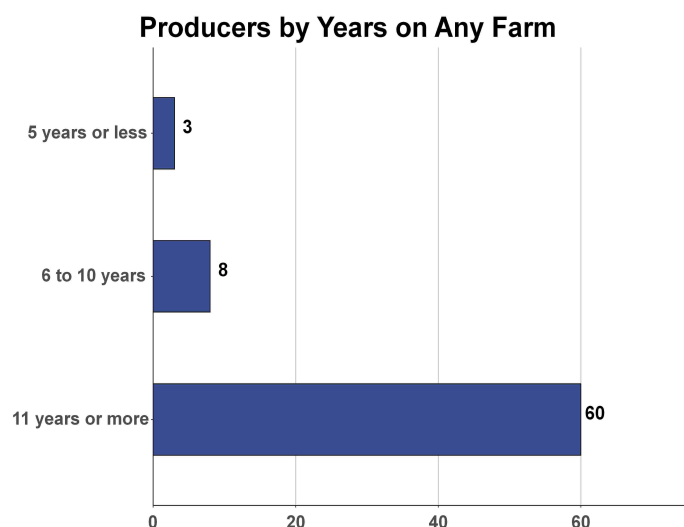
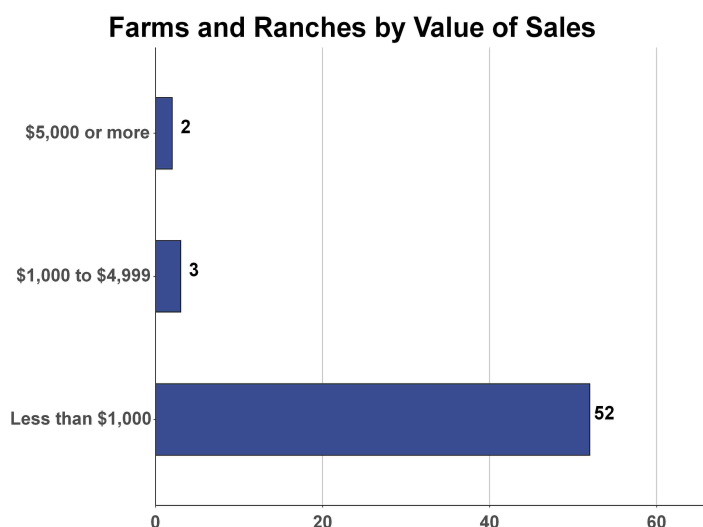
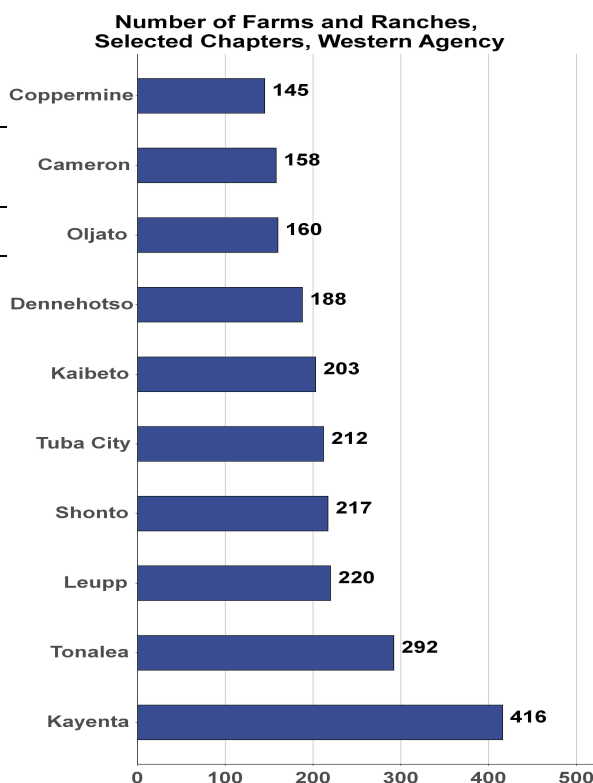


Coalmine Canyon Chapter

Total and Per Farm Overview

	2022	% of Western Agency
Number of Farms and Ranches	57	1.9
Total	(\$)	
Market value of products sold	56,000	(Z)
Crop sales	(D)	(D)
Livestock sales	(D)	(D)
Farm production expenses	774,000	2.1
Per farm average	(\$)	
Market value of product sold	980	
Shares of Sales by Type	(%)	
Crop sales	(D)	
Livestock sales	(D)	



Coalmine Canyon Chapter

Livestock and Crop Totals

	Farms	Inventory	% of Western Agency
Livestock			
Cattle and calves	28	332	2.0
Beef cows	27	286	2.9
Sheep and lambs	43	1,180	2.8
Horses and ponies	43	259	4.6
Goats	26	182	1.4

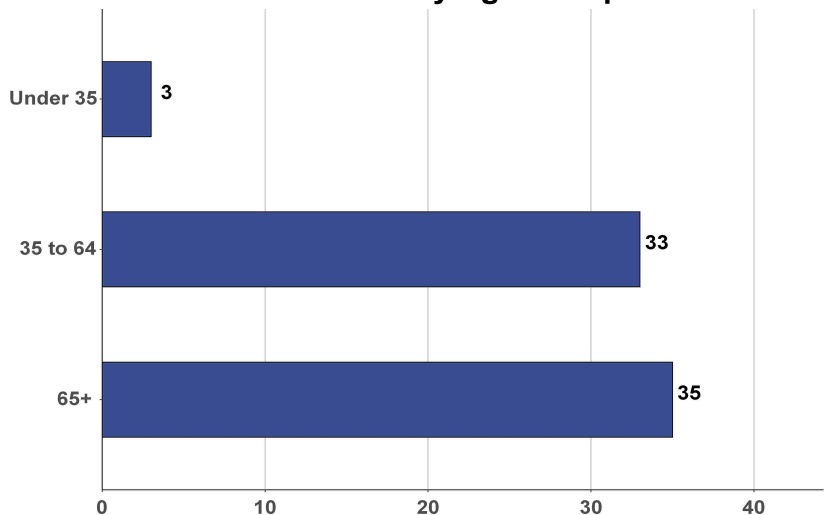
	Farms	Acres	% of Western Agency
Crops			
Corn, traditional	18	27	13.3
Hay and haylage	-	-	-
Vegetables	1	(D)	(D)
Cantaloupes	-	-	-
Honeydew melons	-	-	-
Squash, all	-	-	-
Watermelons	1	(D)	(D)

Total Producers^a 71
Average age (years) 62.7

Sex
Female 40
Male 31

Other characteristics
With military service 10
New and beginning farmers 11
Young Producers 3

All Producers by Age Group



See [2022 Census of Agriculture](#), U.S. Summary and State Data, for complete footnotes, explanations, definitions, commodity descriptions, and methodology. ^a Data collected for a maximum of four producers per farm. (D) Withheld to avoid disclosing data for individual operations. (NA) Not available. (Z) Less than one unit shown. (-) Represents zero.