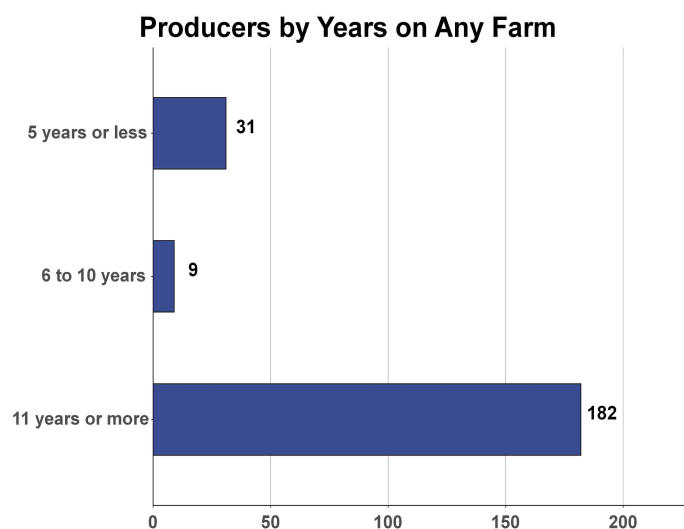
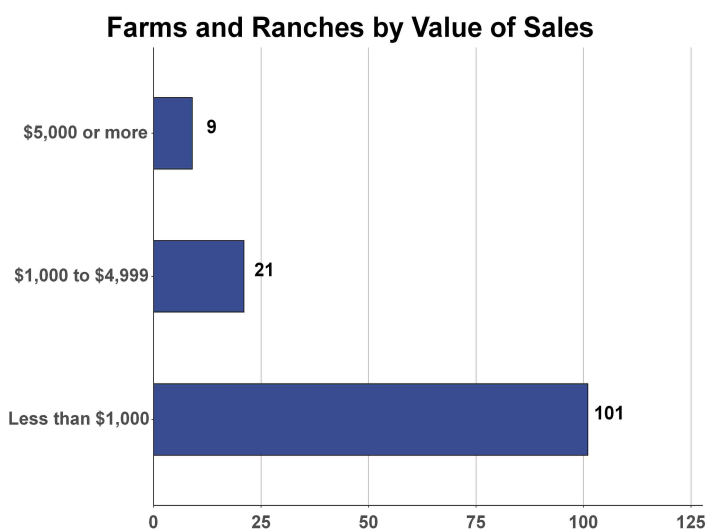
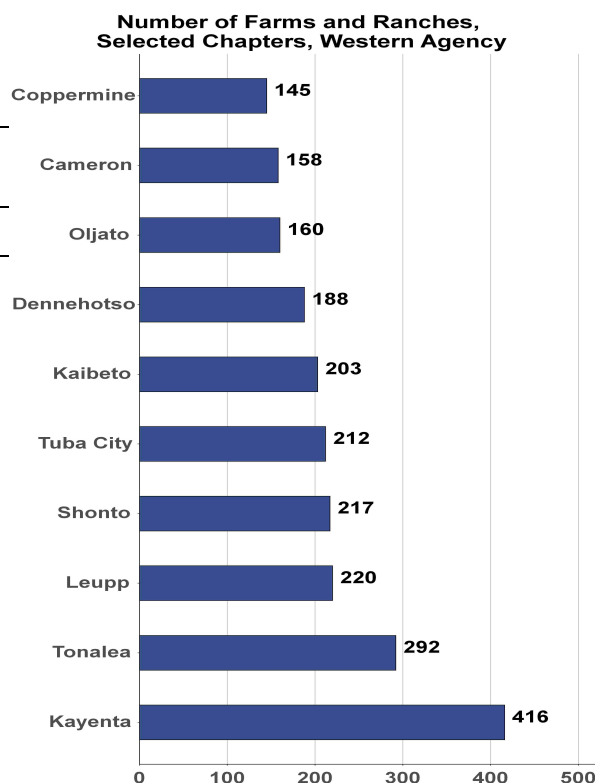


# Chilchinbeto Chapter

## Total and Per Farm Overview

	2022	% of Western Agency
Number of Farms and Ranches	131	4.3
<b>Total</b>	<b>(\$)</b>	
Market value of products sold	157,000	2.6
Crop sales	6,000	(Z)
Livestock sales	150,000	3.1
Farm production expenses	1,304,000	3.6
<b>Per farm average</b>	<b>(\$)</b>	
Market value of product sold	1,196	
<b>Shares of Sales by Type</b>	<b>(%)</b>	
Crop sales	4.0	
Livestock sales	96.0	



# Chilchinbeto Chapter

## Livestock and Crop Totals

Livestock	Farms	Inventory	% of Western Agency
Cattle and calves	67	682	4.0
Beef cows	65	502	5.2
Sheep and lambs	96	1,303	3.1
Horses and ponies	68	230	4.1
Goats	48	710	5.3

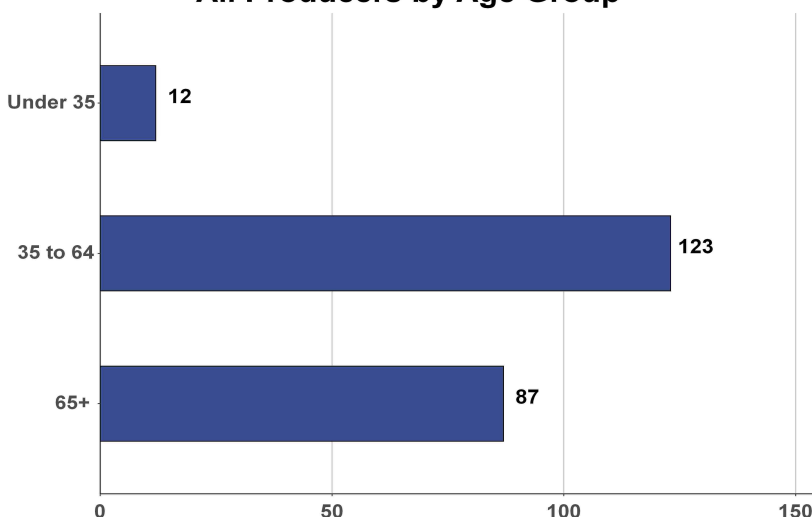
Crops	Farms	Acres	% of Western Agency
Corn, traditional	3	(D)	(D)
Hay and haylage	-	-	-
Vegetables	1	(D)	(D)
Cantaloupes	-	-	-
Honeydew melons	-	-	-
Squash, all	-	-	-
Watermelons	-	-	-

**Total Producers<sup>a</sup>** 222  
*Average age (years)* 59.4

**Sex**  
Female 116  
Male 106

**Other characteristics**  
With military service 21  
New and beginning farmers 40  
Young Producers 12

**All Producers by Age Group**



See [2022 Census of Agriculture](#), U.S. Summary and State Data, for complete footnotes, explanations, definitions, commodity descriptions, and methodology. <sup>a</sup> Data collected for a maximum of four producers per farm. (D) Withheld to avoid disclosing data for individual operations. (NA) Not available. (Z) Less than one unit shown. (-) Represents zero.