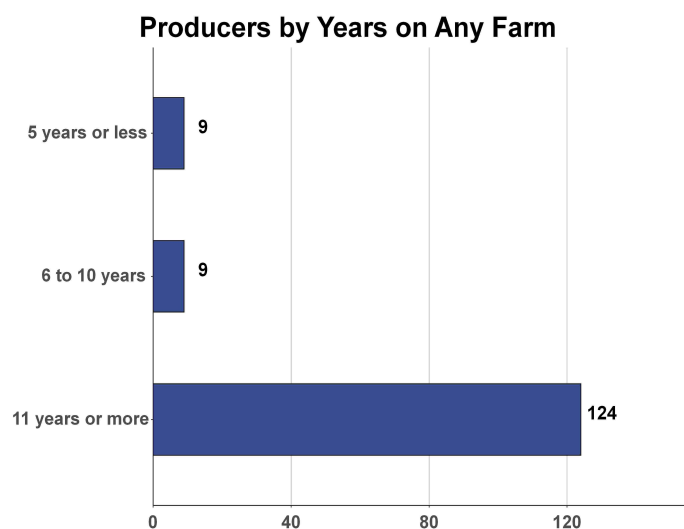
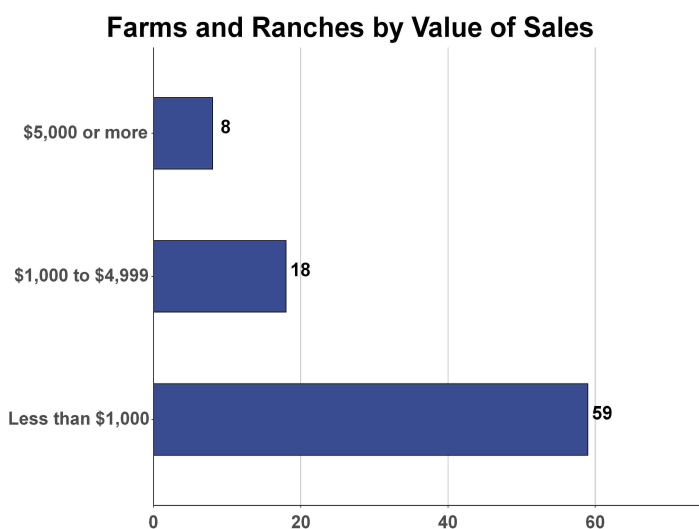
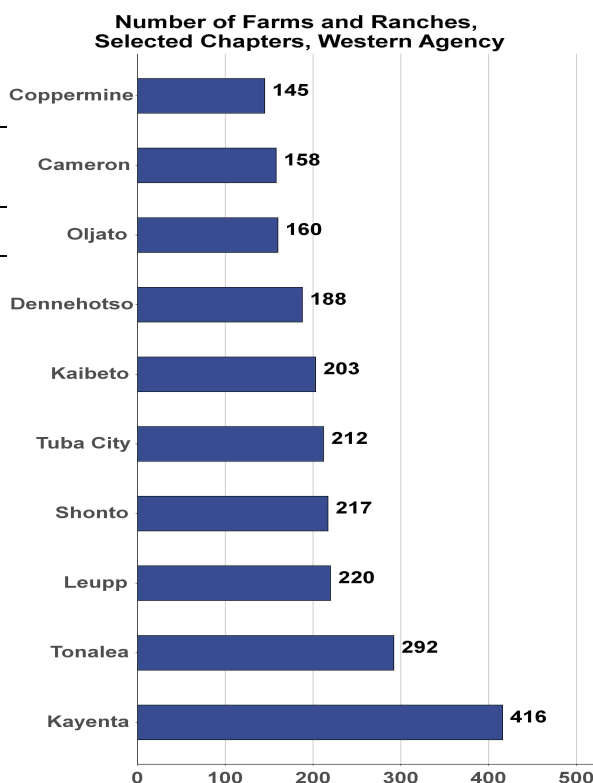


Birdsprings Chapter

Total and Per Farm Overview

	2022	% of Western Agency
Number of Farms and Ranches	85	2.8
Total	(\$)	
Market value of products sold	124,000	2.1
Crop sales	-	-
Livestock sales	124,000	2.5
Farm production expenses	775,000	2.1
Per farm average	(\$)	
Market value of product sold	1,462	
Shares of Sales by Type	(%)	
Crop sales	-	
Livestock sales	100.0	



Birdsprings Chapter

Livestock and Crop Totals

Livestock	Farms	Inventory	% of Western Agency
Cattle and calves	44	804	4.8
Beef cows	41	384	3.9
Sheep and lambs	63	712	1.7
Horses and ponies	45	234	4.2
Goats	45	608	4.6

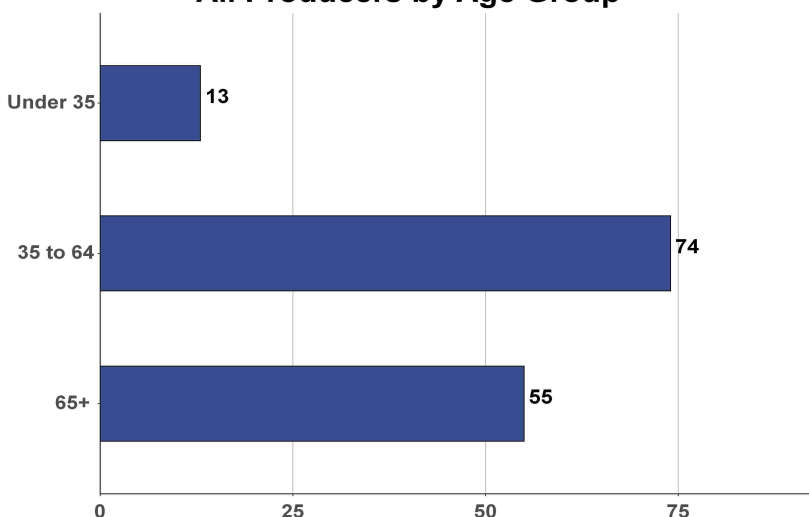
Crops	Farms	Acres	% of Western Agency
Corn, traditional	-	-	-
Hay and haylage	-	-	-
Vegetables	-	-	-
Cantaloupes	-	-	-
Honeydew melons	-	-	-
Squash, all	-	-	-
Watermelons	-	-	-

Total Producers^a 142
Average age (years) 59.2

Sex
Female 59
Male 83

Other characteristics
With military service 14
New and beginning farmers 18
Young Producers 13

All Producers by Age Group



See [2022 Census of Agriculture](#), U.S. Summary and State Data, for complete footnotes, explanations, definitions, commodity descriptions, and methodology. ^a Data collected for a maximum of four producers per farm. (D) Withheld to avoid disclosing data for individual operations. (NA) Not available. (Z) Less than one unit shown. (-) Represents zero.