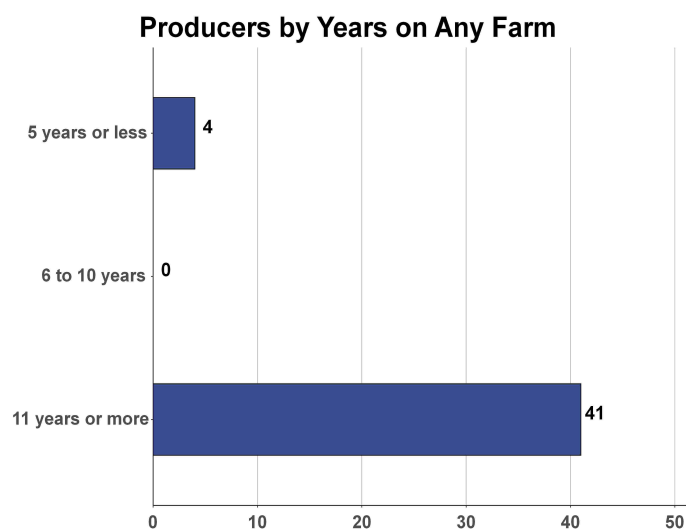
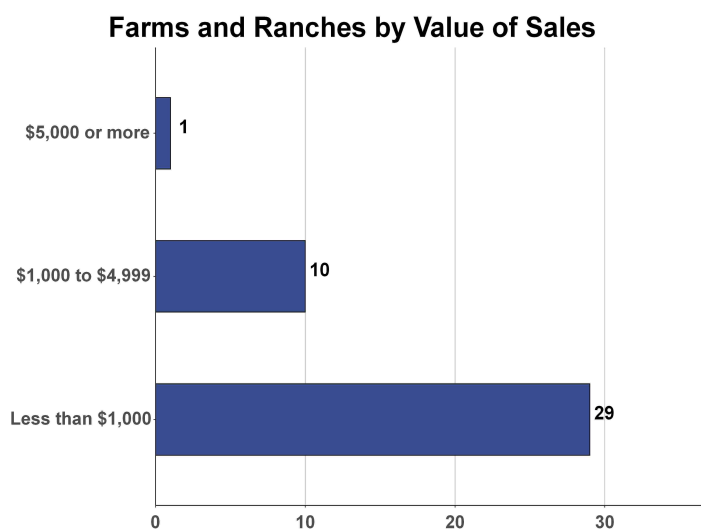
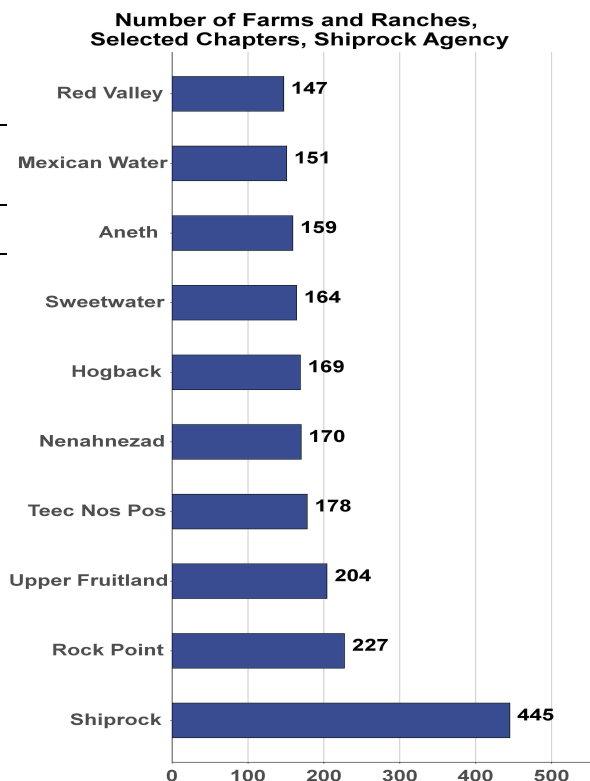


Two Grey Hills Chapter

Total and Per Farm Overview

| | 2022 | % of Shiprock Agency |
|--------------------------------|-------------|----------------------|
| Number of Farms and Ranches | 40 | 1.5 |
| Total | (\$) | |
| Market value of products sold | 32,000 | (D) |
| Crop sales | 6,000 | (D) |
| Livestock sales | 26,000 | (Z) |
| Farm production expenses | 179,000 | (Z) |
| Per farm average | (\$) | |
| Market value of product sold | 805 | |
| Shares of Sales by Type | (%) | |
| Crop sales | 19.4 | |
| Livestock sales | 80.6 | |



Two Grey Hills Chapter

Livestock and Crop Totals

| Livestock | Farms | Inventory | % of Shiprock Agency |
|-------------------|-------|-----------|----------------------|
| Cattle and calves | 20 | 223 | 1.8 |
| Beef cows | 19 | 190 | 2.3 |
| Sheep and lambs | 30 | 379 | 1.5 |
| Horses and ponies | 12 | 27 | (Z) |
| Goats | 13 | 177 | 2.0 |

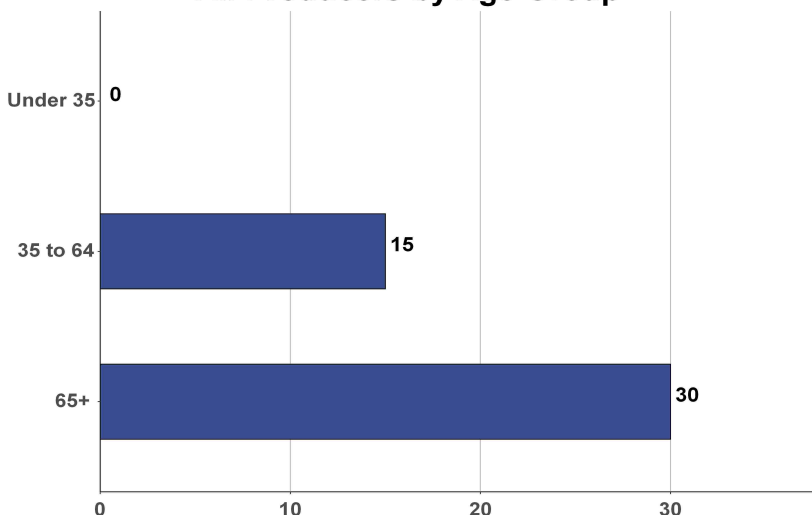
| Crops | Farms | Acres | % of Shiprock Agency |
|-------------------|-------|-------|----------------------|
| Corn, traditional | 3 | (D) | (D) |
| Hay and haylage | - | - | - |
| Vegetables | 3 | 6 | (D) |
| Cantaloupes | - | - | - |
| Honeydew melons | - | - | - |
| Squash, all | - | - | - |
| Watermelons | 3 | 3 | 1.6 |

Total Producers^a 45
Average age (years) 72.6

Sex
Female 26
Male 19

Other characteristics
With military service -
New and beginning farmers 4
Young Producers -

All Producers by Age Group



See [2022 Census of Agriculture](#), U.S. Summary and State Data, for complete footnotes, explanations, definitions, commodity descriptions, and methodology. ^a Data collected for a maximum of four producers per farm. (D) Withheld to avoid disclosing data for individual operations. (NA) Not available. (Z) Less than one unit shown. (-) Represents zero.