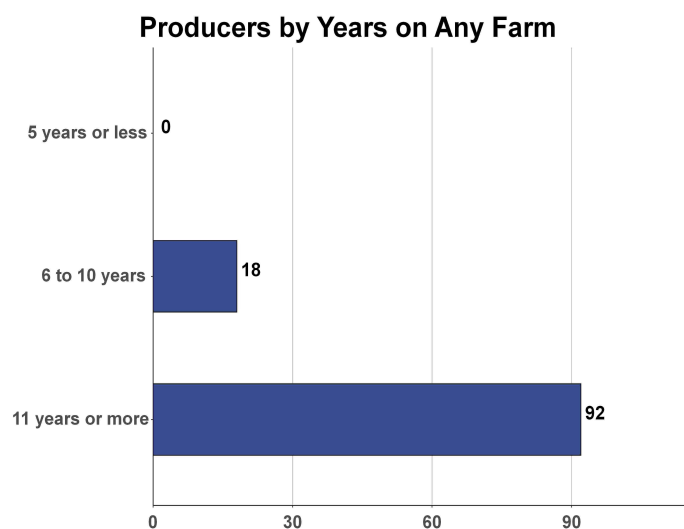
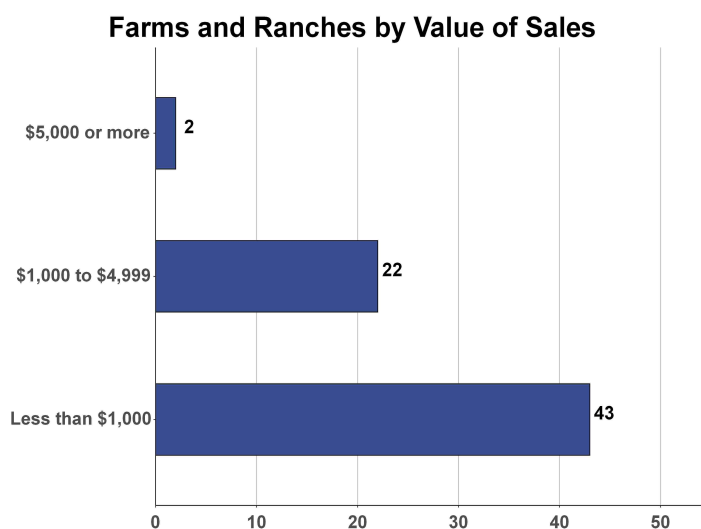
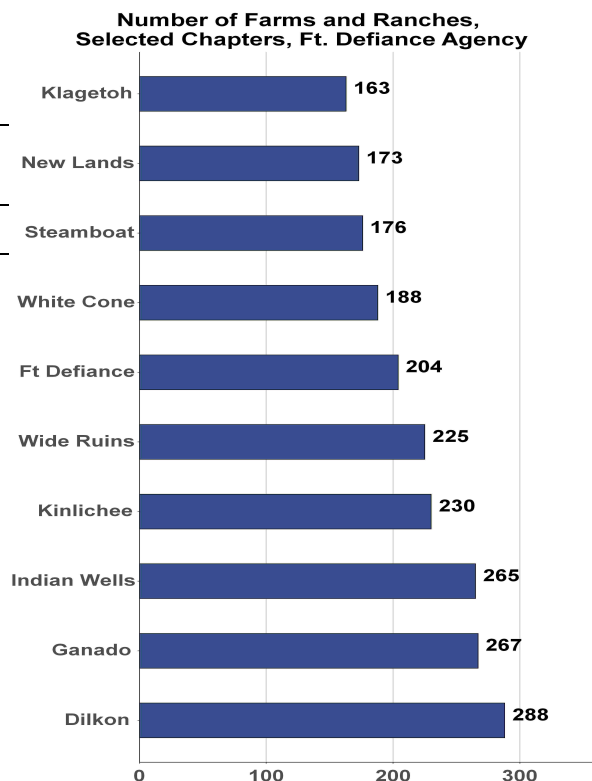


Twin Lakes Chapter

Total and Per Farm Overview

	2022	% of Ft. Defiance Agency
Number of Farms and Ranches	67	1.8
Total	(\$)	
Market value of products sold	88,000	1.4
Crop sales	(D)	(D)
Livestock sales	(D)	(D)
Farm production expenses	352,000	1.0
Per farm average	(\$)	
Market value of product sold	1,308	
Shares of Sales by Type	(%)	
Crop sales	(D)	
Livestock sales	(D)	



Twin Lakes Chapter

Livestock and Crop Totals

	Farms	Inventory	% of Ft. Defiance Agency
Livestock			
Cattle and calves	28	390	2.5
Beef cows	25	243	2.4
Sheep and lambs	47	692	1.4
Horses and ponies	27	69	(Z)
Goats	36	250	3.0

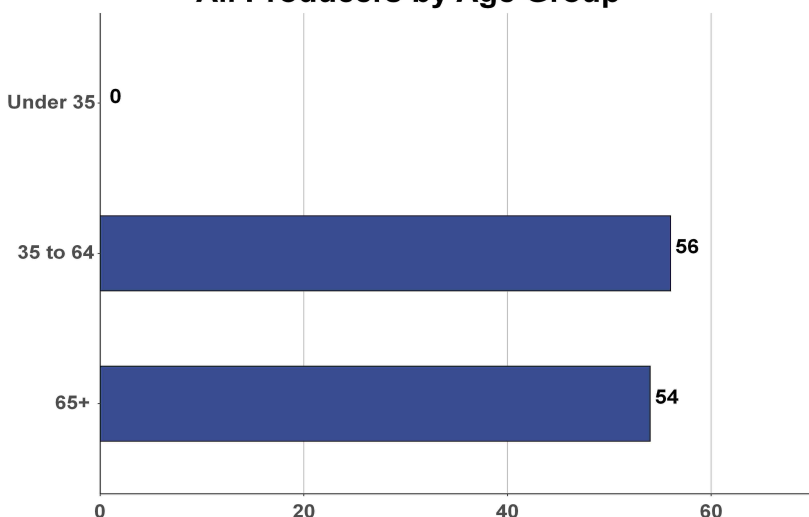
	Farms	Acres	% of Ft. Defiance Agency
Crops			
Corn, traditional	1	(D)	(D)
Hay and haylage	-	-	-
Vegetables	-	-	-
Cantaloupes	-	-	-
Honeydew melons	-	-	-
Squash, all	-	-	-
Watermelons	-	-	-

Total Producers^a 110
Average age (years) 63.5

Sex
Female 49
Male 61

Other characteristics
With military service 5
New and beginning farmers 18
Young Producers -

All Producers by Age Group



See [2022 Census of Agriculture](#), U.S. Summary and State Data, for complete footnotes, explanations, definitions, commodity descriptions, and methodology. ^a Data collected for a maximum of four producers per farm. (D) Withheld to avoid disclosing data for individual operations. (NA) Not available. (Z) Less than one unit shown. (-) Represents zero.