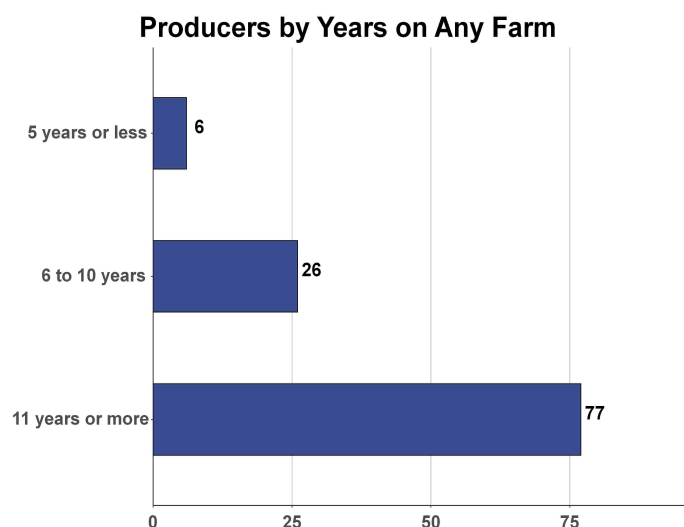
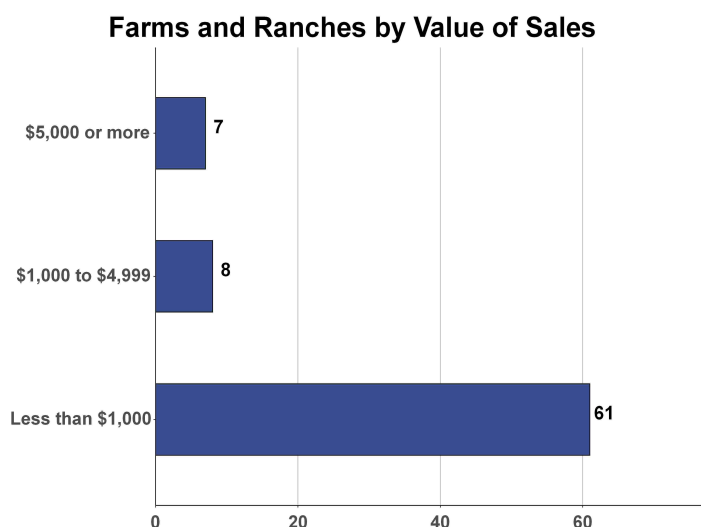
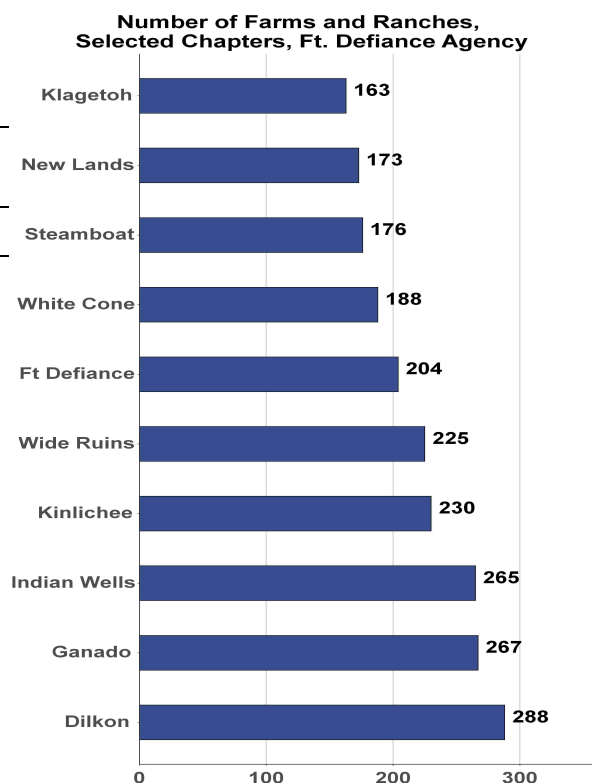


Tohatchi Chapter

Total and Per Farm Overview

	2022	% of Ft. Defiance Agency
Number of Farms and Ranches	76	2.1
Total	(\$)	
Market value of products sold	216,000	3.4
Crop sales	-	-
Livestock sales	216,000	4.3
Farm production expenses	408,000	1.2
Per farm average	(\$)	
Market value of product sold	2,843	
Shares of Sales by Type	(%)	
Crop sales	-	
Livestock sales	100.0	



Tohatchi Chapter

Livestock and Crop Totals

Livestock	Farms	Inventory	% of Ft. Defiance Agency
Cattle and calves	28	232	1.5
Beef cows	28	194	1.9
Sheep and lambs	57	871	1.7
Horses and ponies	28	95	1.2
Goats	23	120	1.5

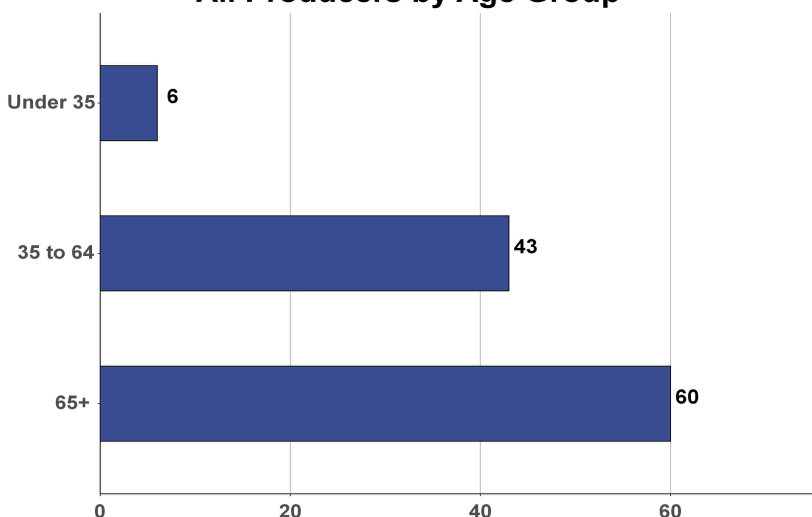
Crops	Farms	Acres	% of Ft. Defiance Agency
Corn, traditional	-	-	-
Hay and haylage	-	-	-
Vegetables	-	-	-
Cantaloupes	-	-	-
Honeydew melons	-	-	-
Squash, all	-	-	-
Watermelons	-	-	-

Total Producers^a 109
Average age (years) 61.9

Sex
Female 69
Male 40

Other characteristics
With military service 8
New and beginning farmers 32
Young Producers 6

All Producers by Age Group



See [2022 Census of Agriculture](#), U.S. Summary and State Data, for complete footnotes, explanations, definitions, commodity descriptions, and methodology. ^a Data collected for a maximum of four producers per farm. (D) Withheld to avoid disclosing data for individual operations. (NA) Not available. (Z) Less than one unit shown. (-) Represents zero.